

科目：統計學

系所組：統計資訊學系應用統計碩士班

1. (30%) 對於某項課程改革方案，統計資訊學系針對不同居住地(北、中、南)的學生進行意見(贊成、反對、沒意見)調查，得到以下的人數資料：

	北	中	南
贊成	66	23	79
反對	18	50	42
沒意見	36	16	38

- (1) 試檢定北部學生與中部學生贊成的比例是否相同？($\alpha=0.05$)
 (2) 試檢定南部學生三種意見(贊成、反對、沒意見)的比例是否相同？($\alpha=0.05$)
 (3) 試檢定居住地與意見是否獨立？($\alpha=0.05$)
2. (20%) 管理學院欲了解不同科系畢業生的起薪是否存在差異，針對三個科系的畢業學生進行抽樣調查，得到起薪資料如下(千元)：

科系	統資系	企管系	會計系
樣本數	4	5	6
樣本平均數	39.25	27.60	34.67
樣本變異數	35.58	22.30	177.07

- (1) 試製作進行三個科系畢業學生平均起薪是否存在差異檢定所對應的變異數分析表(ANOVA Table)。
 (2) 試檢定三個科系畢業學生平均起薪是否存在差異？($\alpha=0.05$)
3. (25%) 給定樣本資料如下

Y	1	2	3	4
X_1	-1	1	-1	1
X_2	-1	-1	1	1

- (1) 假設迴歸模型為 $Y_i = \beta_0 + \beta_1 x_{1i} + \varepsilon_i$ ，試求最小平方迴歸線。
 (2) 承題(1)，試檢定此迴歸模型是否顯著？($\alpha=0.05$)
 (3) 假設迴歸模型為 $Y_i = \beta_0 + \beta_1 x_{1i} + \beta_2 x_{2i} + \varepsilon_i$ ，試求最小平方迴歸線。
4. (25%) 假設隨機變數 X 與 Y 的聯合機率密度函數為

$$f(x,y) = \begin{cases} k(1-x)(2-y) & 0 \leq x \leq 1, 0 \leq y \leq 2 \\ 0 & \text{otherwise} \end{cases}$$

- (1) 試問 k 值？
 (2) 試問 X 與 Y 是否獨立？
 (3) 試求 $E(X)$ ？
 (4) 試求 $P(X+Y \leq 1)$ ？

※注意：1. 考生須在「彌封答案卷」上作答。

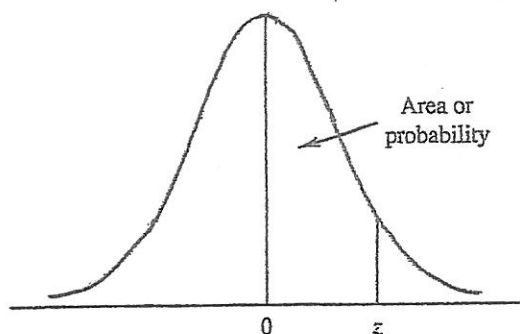
2. 本試題紙空白部分可當稿紙使用。

3. 考生於作答時可否使用計算機、法典、字典或其他資料或工具，以簡章之規定為準。

科目：統計學

系所組：統計資訊學系應用統計碩士班

STANDARD NORMAL DISTRIBUTION



Entries in the table give the area under the curve between the mean and z standard deviations above the mean. For example, for $z = 1.25$ the area under the curve between the mean and z is .3944.

z	.00	.01	.02	.03	.04	.05	.06	.07	.08	.09
.0	.0000	.0040	.0080	.0120	.0160	.0199	.0239	.0279	.0319	.0359
.1	.0398	.0438	.0478	.0517	.0557	.0596	.0636	.0675	.0714	.0753
.2	.0793	.0832	.0871	.0910	.0948	.0987	.1026	.1064	.1103	.1141
.3	.1179	.1217	.1255	.1293	.1331	.1368	.1406	.1443	.1480	.1517
.4	.1554	.1591	.1628	.1664	.1700	.1736	.1772	.1808	.1844	.1879
.5	.1915	.1950	.1985	.2019	.2054	.2088	.2123	.2157	.2190	.2224
.6	.2257	.2291	.2324	.2357	.2389	.2422	.2454	.2486	.2518	.2549
.7	.2580	.2612	.2642	.2673	.2704	.2734	.2764	.2794	.2823	.2852
.8	.2881	.2910	.2939	.2967	.2995	.3023	.3051	.3078	.3106	.3133
.9	.3159	.3186	.3212	.3238	.3264	.3289	.3315	.3340	.3365	.3389
1.0	.3413	.3438	.3461	.3485	.3508	.3531	.3554	.3577	.3599	.3621
1.1	.3643	.3665	.3686	.3708	.3729	.3749	.3770	.3790	.3810	.3830
1.2	.3849	.3869	.3888	.3907	.3925	.3944	.3962	.3980	.3997	.4015
1.3	.4032	.4049	.4066	.4082	.4099	.4115	.4131	.4147	.4162	.4177
1.4	.4192	.4207	.4222	.4236	.4251	.4265	.4279	.4292	.4306	.4319
1.5	.4332	.4345	.4357	.4370	.4382	.4394	.4406	.4418	.4429	.4441
1.6	.4452	.4463	.4474	.4484	.4495	.4505	.4515	.4525	.4535	.4545
1.7	.4554	.4564	.4573	.4582	.4591	.4599	.4608	.4616	.4625	.4633
1.8	.4641	.4649	.4656	.4664	.4671	.4678	.4686	.4693	.4699	.4706
1.9	.4713	.4719	.4726	.4732	.4738	.4744	.4750	.4756	.4761	.4767
2.0	.4772	.4778	.4783	.4788	.4793	.4798	.4803	.4808	.4812	.4817
2.1	.4821	.4826	.4830	.4834	.4838	.4842	.4846	.4850	.4854	.4857
2.2	.4861	.4864	.4868	.4871	.4875	.4878	.4881	.4884	.4887	.4890
2.3	.4893	.4896	.4898	.4901	.4904	.4906	.4909	.4911	.4913	.4916
2.4	.4918	.4920	.4922	.4925	.4927	.4929	.4931	.4932	.4934	.4936
2.5	.4938	.4940	.4941	.4943	.4945	.4946	.4948	.4949	.4951	.4952
2.6	.4953	.4955	.4956	.4957	.4959	.4960	.4961	.4962	.4963	.4964
2.7	.4965	.4966	.4967	.4968	.4969	.4970	.4971	.4972	.4973	.4974
2.8	.4974	.4975	.4976	.4977	.4977	.4978	.4979	.4979	.4980	.4981
2.9	.4981	.4982	.4982	.4983	.4984	.4984	.4985	.4985	.4986	.4986
3.0	.4986	.4987	.4987	.4988	.4988	.4989	.4989	.4989	.4990	.4990

※注意：1. 考生須在「彌封答案卷」上作答。

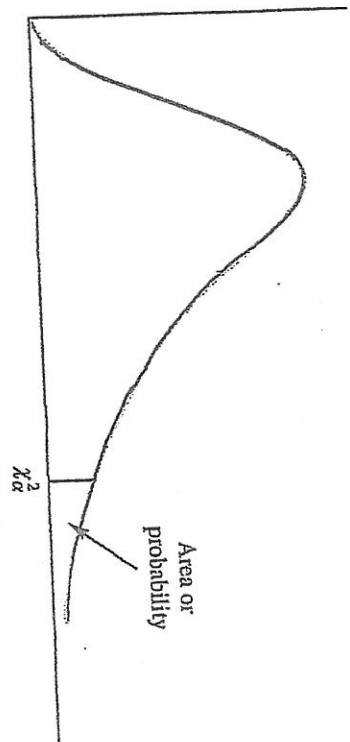
2. 本試題紙空白部分可當稿紙使用。

3. 考生於作答時可否使用計算機、法典、字典或其他資料或工具，以簡章之規定為準。

系所組：統計資訊學系應用統計碩士班

科目：統計學

CHI-SQUARE DISTRIBUTION



Entries in the table give χ^2_α values, where α is the area or probability in the upper tail of the chi-square distribution. For example, with 10 degrees of freedom and a .01 area in the upper tail, $\chi^2_{.01} = 23.2093$.

Degrees of Freedom	.995	.99	.975	.95	.90	.10	.05	.025	.01	.005
1	392.704 × 10 ⁻¹⁰	157.088 × 10 ⁻⁹	982.069 × 10 ⁻⁹	393.214 × 10 ⁻⁸	.0157908	2.70554	3.84146	5.02389	6.63490	7.87944
2	.0100251	.0201007	.0506356	.102587	.210720	4.60517	5.99147	7.37776	9.21034	10.5966
3	.0717212	.114832	.215795	.351846	.584375	6.25139	7.81473	9.34840	11.3449	12.8381
4	.206990	.297110	.484419	.710721	1.063623	7.77944	9.48773	11.1433	13.2767	14.8602
5	.411740	.554300	.831211	1.145476	1.61031	9.23635	11.0705	12.8325	15.0863	16.7496
6	.675727	.872085	1.237347	1.63539	2.20413	10.6446	12.5916	14.4494	16.8119	18.5476
7	.989265	1.239043	1.68987	2.16735	2.83311	12.0170	14.0671	16.0128	18.4753	20.2777
8	1.344419	1.646482	2.17973	2.73264	3.48954	13.3616	15.5073	17.5346	20.0902	21.9550
9	1.734926	2.087912	2.70039	3.32511	4.16816	14.6857	16.9190	19.0228	21.6660	23.5893
10	2.15585	2.55821	3.24697	3.94030	4.86518	15.9871	18.3070	20.4831	23.2093	25.1882
11	2.60321	3.05347	3.81575	4.57481	5.57779	17.2750	19.6751	21.9200	24.7250	26.7569
12	3.07382	3.57056	4.40379	5.22603	6.30380	18.5494	21.0261	23.3367	26.2170	28.2995
13	3.56503	4.10691	5.00874	5.89186	7.04150	19.8119	22.3621	24.7356	27.6883	29.8194
14	4.07468	4.66043	5.62872	6.57063	7.78953	21.0642	23.6848	26.1190	29.1413	31.3193
15	4.60094	5.22935	6.26214	7.26094	8.54675	22.3072	24.9958	27.4884	30.5779	32.8013
16	5.14224	5.81221	6.90766	7.96164	9.31223	23.5418	26.2962	28.8454	31.9999	34.2672
17	5.69724	6.40776	7.56418	8.67176	10.0852	24.7690	27.5871	30.1910	33.4087	35.7185
18	6.26481	7.01491	8.23075	9.39046	10.8649	25.9894	28.8693	31.5264	34.8053	37.1564
19	6.84398	7.63773	8.90655	10.1170	11.6509	27.2016	30.1435	32.8523	36.1908	38.5822

※注意：1.考生須在「彌封答案卷」上作答。

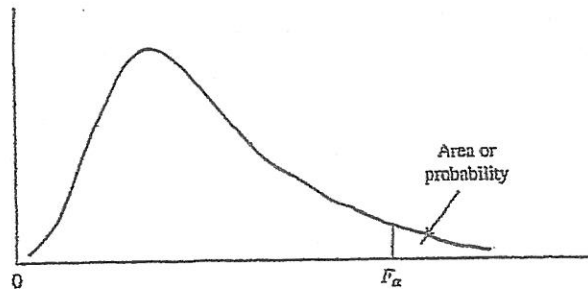
2.本試題紙空白部分可當稿紙使用。

3.考生於作答時可否使用計算機、法典、字典或其他資料或工具，以簡章之規定為準。

科目：統計學

系所組：統計資訊學系應用統計碩士班

F DISTRIBUTION



Entries in the table give F_{α} values, where α is the area or probability in the upper tail of the F distribution. For example, with 12 numerator degrees of freedom, 15 denominator degrees of freedom, and a .05 area in the upper tail, $F_{.05} = 2.48$.

Table of $F_{.05}$ Values

Denominator Degrees of Freedom	Numerator Degrees of Freedom																		
	1	2	3	4	5	6	7	8	9	10	12	15	20	24	30	40	60	120	∞
1	161.4	199.5	215.7	224.6	230.2	234.0	236.8	238.9	240.5	241.9	243.9	245.9	248.0	249.1	250.1	251.1	252.2	253.3	254.3
2	18.51	19.00	19.16	19.25	19.30	19.33	19.35	19.37	19.38	19.40	19.41	19.43	19.45	19.45	19.46	19.47	19.48	19.49	19.50
3	10.13	9.55	9.28	9.12	9.01	8.94	8.89	8.85	8.81	8.79	8.74	8.70	8.66	8.64	8.62	8.59	8.57	8.55	8.53
4	7.71	6.94	6.59	6.39	6.26	6.16	6.09	6.04	6.00	5.96	5.91	5.86	5.80	5.77	5.75	5.72	5.69	5.66	5.63
5	6.61	5.79	5.41	5.19	5.05	4.95	4.88	4.82	4.77	4.74	4.68	4.62	4.56	4.53	4.50	4.46	4.43	4.40	4.36
6	5.99	5.14	4.76	4.53	4.39	4.28	4.21	4.15	4.10	4.06	4.00	3.94	3.87	3.84	3.81	3.77	3.74	3.70	3.67
7	5.59	4.74	4.35	4.12	3.97	3.87	3.79	3.73	3.68	3.64	3.57	3.51	3.44	3.41	3.38	3.34	3.30	3.27	3.23
8	5.32	4.46	4.07	3.84	3.69	3.58	3.50	3.44	3.39	3.35	3.28	3.22	3.15	3.12	3.08	3.04	3.01	2.97	2.93
9	5.12	4.26	3.86	3.63	3.48	3.37	3.29	3.23	3.18	3.14	3.07	3.01	2.94	2.90	2.86	2.83	2.79	2.75	2.71
10	4.96	4.10	3.71	3.48	3.33	3.22	3.14	3.07	3.02	2.98	2.91	2.85	2.77	2.74	2.70	2.66	2.62	2.58	2.54
11	4.84	3.98	3.59	3.36	3.20	3.09	3.01	2.95	2.90	2.85	2.79	2.72	2.65	2.61	2.57	2.53	2.49	2.45	2.40
12	4.75	3.89	3.49	3.26	3.11	3.00	2.91	2.85	2.80	2.75	2.69	2.62	2.54	2.51	2.47	2.43	2.38	2.34	2.30
13	4.67	3.81	3.41	3.18	3.03	2.92	2.83	2.77	2.71	2.67	2.60	2.53	2.46	2.42	2.38	2.34	2.30	2.25	2.21
14	4.60	3.74	3.34	3.11	2.96	2.85	2.76	2.70	2.65	2.60	2.53	2.46	2.39	2.35	2.31	2.27	2.22	2.18	2.13
15	4.54	3.68	3.29	3.06	2.90	2.79	2.71	2.64	2.59	2.54	2.48	2.40	2.33	2.29	2.25	2.20	2.16	2.11	2.07
16	4.49	3.63	3.24	3.01	2.85	2.74	2.66	2.59	2.54	2.49	2.42	2.35	2.28	2.24	2.19	2.15	2.11	2.06	2.01
17	4.45	3.59	3.20	2.96	2.81	2.70	2.61	2.55	2.49	2.45	2.38	2.31	2.23	2.19	2.15	2.10	2.06	2.01	1.96
18	4.41	3.55	3.16	2.93	2.77	2.66	2.58	2.51	2.46	2.41	2.34	2.27	2.19	2.15	2.11	2.06	2.02	1.97	1.92
19	4.38	3.52	3.13	2.90	2.74	2.63	2.54	2.48	2.42	2.38	2.31	2.23	2.16	2.11	2.07	2.03	1.98	1.93	1.88
20	4.35	3.49	3.10	2.87	2.71	2.60	2.51	2.45	2.39	2.35	2.28	2.20	2.12	2.08	2.04	1.99	1.95	1.90	1.84
21	4.32	3.47	3.07	2.84	2.68	2.57	2.49	2.42	2.37	2.32	2.25	2.18	2.10	2.05	2.01	1.96	1.92	1.87	1.81
22	4.30	3.44	3.05	2.82	2.66	2.55	2.46	2.40	2.34	2.30	2.23	2.15	2.07	2.03	1.98	1.94	1.89	1.84	1.78
23	4.28	3.42	3.03	2.80	2.64	2.53	2.44	2.37	2.32	2.27	2.20	2.13	2.05	2.01	1.96	1.91	1.86	1.81	1.76
24	4.26	3.40	3.01	2.78	2.62	2.51	2.42	2.36	2.30	2.25	2.18	2.11	2.03	1.98	1.94	1.89	1.84	1.79	1.73
25	4.24	3.39	2.99	2.76	2.60	2.49	2.40	2.34	2.28	2.24	2.16	2.09	2.01	1.96	1.92	1.87	1.82	1.77	1.71
26	4.23	3.37	2.98	2.74	2.59	2.47	2.39	2.42	2.37	2.32	2.25	2.15	2.07	1.99	1.95	1.90	1.85	1.80	1.75
27	4.21	3.35	2.96	2.73	2.57	2.46	2.37	2.31	2.25	2.20	2.13	2.06	1.97	1.93	1.88	1.84	1.79	1.73	1.67
28	4.20	3.34	2.95	2.71	2.56	2.45	2.36	2.29	2.24	2.19	2.12	2.04	1.96	1.91	1.87	1.82	1.77	1.71	1.65
29	4.18	3.33	2.93	2.70	2.55	2.43	2.35	2.28	2.22	2.18	2.10	2.03	1.94	1.90	1.85	1.81	1.75	1.70	1.64
30	4.17	3.32	2.92	2.69	2.53	2.42	2.33	2.27	2.21	2.16	2.09	2.01	1.93	1.89	1.84	1.79	1.74	1.68	1.62
40	4.08	3.23	2.84	2.61	2.45	2.34	2.25	2.18	2.12	2.08	2.00	1.92	1.84	1.79	1.74	1.69	1.64	1.58	1.51
60	4.00	3.15	2.76	2.53	2.37	2.25	2.17	2.10	2.04	1.99	1.92	1.84	1.75	1.70	1.65	1.59	1.53	1.47	1.39
120	3.92	3.07	2.68	2.45	2.29	2.17	2.09	2.02	1.96	1.91	1.83	1.75	1.66	1.61	1.55	1.50	1.43	1.35	1.25
∞	3.84	3.00	2.60	2.37	2.21	2.10	2.01	1.94	1.88	1.83	1.75	1.67	1.57	1.52	1.46	1.39	1.32	1.22	1.00

This table is reprinted by permission of Oxford University Press on behalf of The Biometrika Trustees from Table 18, Percentage Points of the F Distribution, by E. S. Pearson and H. O. Hartley, *Biometrika Tables for Statisticians*, Vol. 1, 3rd ed., 1966.

※注意：1.考生須在「彌封答案卷」上作答。

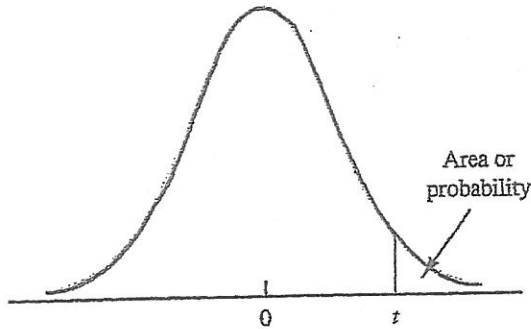
2.本試題紙空白部分可當稿紙使用。

3.考生於作答時可否使用計算機、法典、字典或其他資料或工具，以簡章之規定為準。

科目：統計學

系所組：統計資訊學系應用統計碩士班

t DISTRIBUTION



Entries in the table give t values for an area or probability in the upper tail of the t distribution. For example, with 10 degrees of freedom and a .05 area in the upper tail, $t_{.05} = 1.812$.

Degrees of Freedom	Area in Upper Tail				
	.10	.05	.025	.01	.005
1	3.078	6.314	12.706	31.821	63.657
2	1.886	2.920	4.303	6.965	9.925
3	1.638	2.353	3.182	4.541	5.841
4	1.533	2.132	2.776	3.747	4.604
5	1.476	2.015	2.571	3.365	4.032
6	1.440	1.943	2.447	3.143	3.707
7	1.415	1.895	2.365	2.998	3.499
8	1.397	1.860	2.306	2.896	3.355
9	1.383	1.833	2.262	2.821	3.250
10	1.372	1.812	2.228	2.764	3.169
11	1.363	1.796	2.201	2.718	3.106
12	1.356	1.782	2.179	2.681	3.055
13	1.350	1.771	2.160	2.650	3.012
14	1.345	1.761	2.145	2.624	2.977
15	1.341	1.753	2.131	2.602	2.947
16	1.337	1.746	2.120	2.583	2.921
17	1.333	1.740	2.110	2.567	2.898
18	1.330	1.734	2.101	2.552	2.878
19	1.328	1.729	2.093	2.539	2.861
20	1.325	1.725	2.086	2.528	2.845
21	1.323	1.721	2.080	2.518	2.831
22	1.321	1.717	2.074	2.508	2.819
23	1.319	1.714	2.069	2.500	2.807
24	1.318	1.711	2.064	2.492	2.797
25	1.316	1.708	2.060	2.485	2.787
26	1.315	1.706	2.056	2.479	2.779
27	1.314	1.703	2.052	2.473	2.771
28	1.313	1.701	2.048	2.467	2.763
29	1.311	1.699	2.045	2.462	2.756
30	1.310	1.697	2.042	2.457	2.750
40	1.303	1.684	2.021	2.423	2.704
60	1.296	1.671	2.000	2.390	2.660
120	1.289	1.658	1.980	2.358	2.617
∞	1.282	1.645	1.960	2.326	2.576

This table is reprinted by permission of Oxford University Press on behalf of The Biometrika Trustees from Table 12, Percentage Points of the t Distribution, by E. S. Pearson and H. O. Hartley, *Biometrika Tables for Statisticians*, Vol. 1, 3rd ed., 1966.

※注意：1.考生須在「彌封答案卷」上作答。

2.本試題紙空白部分可當稿紙使用。

3.考生於作答時可否使用計算機、法典、字典或其他資料或工具，以簡章之規定為準。

科目：計算機概論

系所組：統計資訊學系應用統計碩士班

Multiple Choice Questions (80%)

1. The ways in which EC is done include:
 - a. the Internet and extranets.
 - b. the Internet and private networks.
 - c. the Internet, extranets, and private networks.
 - d. the Internet, value-added networks, on local area networks using intranets, or on a single computerized machine.
2. Which of the following is not a characteristic of the Digital Revolution?
 - a. Many business processes are expedited by up to 50 percent.
 - b. Intelligent search agents to help manage information overload.
 - c. A high rate of obsolescence.
 - d. Fraud and other cybercons carried out via the Internet.
3. The major _____ e-marketplaces are storefronts and Internet malls.
 - a. B2B
 - b. B2C
 - c. B2B2C
 - d. C2B
4. Finding relevant and accurate information is often time-consuming and requires access to multiple systems causing organizations to lose a lot of productive employee time. One solution to this problem is the use of:
 - a. portals.
 - b. intermediaries.
 - c. browsers.
 - d. intranets.
5. Mobile payment apps use a payment system on phones equipped with a(n) _____, which stores data that is transmitted to a contactless terminal and verified as a legitimate sale.
 - a. QR chip
 - b. NFC chip
 - c. EULA
 - d. cookie
6. Impacts of e-marketplaces on B2C direct marketing include all of the following EXCEPT:
 - a. The existence of e-marketplaces has increased the promotion of products and services through direct marketing.
 - b. The administrative work related to physical delivery, especially across international borders, can be reduced significantly, cutting the cycle time by more than 90 percent.
 - c. Brand images for new companies have become more difficult to establish.
 - d. EC enables customization of products and services, which is changing marketing and sales activities both in B2C and in B2B.
7. The greater the number of transistors in a processor chip, the _____ the chip.
 - a. less complex and powerful
 - b. less complex but more powerful
 - c. more complex but less powerful
 - d. more complex and powerful
8. An aspect of cloud computing that allows developers to create, test, and run their solutions on a cloud platform without having to purchase or configure the underlying hardware and software is known as _____.
 - a. DaaS
 - b. IaaS
 - c. SaaS
 - d. PaaS
9. In a grocery store, a(n) _____ is a combination of an electronic cash register, bar code reader, and printer.
 - a. automated teller machine (ATM)
 - b. flatbed scanner
 - c. point of sale (POS) terminal
 - d. smart display
10. Users subscribe to an online storage service to _____.
 - a. save time by storing large files instantaneously

※ 注意：1. 考生須在「彌封答案卷」上作答。

2. 本試題紙空白部份可當稿紙使用。

3. 考生於作答時可否使用計算機、法典、字典或其他資料或工具，以簡章之規定為準。

科目：微積分

系所組：統計資訊學系應用統計碩士班

1. (10%) 請證明 $\int_{-\infty-\infty}^{\infty} \int_{-\infty-\infty}^{\infty} e^{-(x^2+y^2)/2} dx dy = 2\pi$
2. (10%) 給定 $f(x) = \begin{cases} \lambda e^{-\lambda x} & , x \geq 0 \\ 0 & , x < 0 \end{cases}$ 與 $\lambda > 0$ ，請計算 $\int_{-\infty}^{\infty} x f(x) dx$ 的值。
3. (10%) 給定 $f(x) = \begin{cases} \lambda e^{-\lambda x} & , x \geq 0 \\ 0 & , x < 0 \end{cases}$ 與 $\lambda > 0$ ，請計算 $\int_{-\infty}^{\infty} x^2 f(x) dx$ 的值。
4. (10%) 給定 $L(0) = 0$ 、 $\left. \frac{d}{dn} L(n) \right|_{n=0} = 0$ 、 $\left. \frac{d^2}{dn^2} L(n) \right|_{n=0} = 1$ ，請計算 $\lim_{n \rightarrow \infty} \frac{L(t/\sqrt{n})}{n^{-1}}$ 的極限值。
5. (10%) 請計算 $\lim_{x \rightarrow -1} \left(\frac{3x^3 - 3x^2 - 6x}{x^2 + x} \right)$ 的極限值。
6. (10%) 給定 $3x^2 - 5xy = 17$ ，其中 x 與 y 都是 t 的函數。請計算 dx/dt 與 dy/dt 之間的關係。
7. 請計算以下各積分式的值。
- 甲、(10%) $\int_0^2 (3x^2 + x - 5) dx$
- 乙、(10%) $\int_2^3 \frac{1}{(x-1)^2} dx$
- 丙、(10%) $\int_{-1}^4 \sqrt{5+x} dx$
- 丁、(10%) $\int_2^3 x^2 dx$

※ 注意：1. 考生須在「彌封答案卷」上作答。

2. 本試題紙空白部份可當稿紙使用。

3. 考生於作答時可否使用計算機、法典、字典或其他資料或工具，以簡章之規定為準。