



UpToDate[®] Anywhere

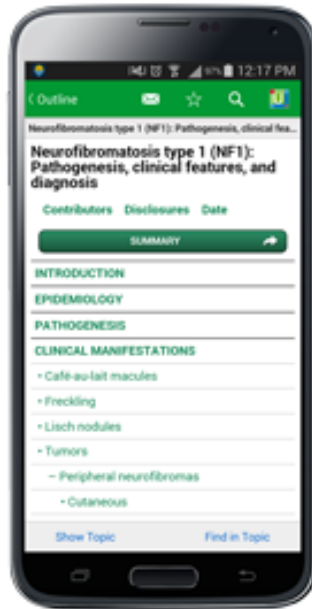
Android安裝步驟

有關UpToDate Anywhere

1. 現在，您不再受限只能在醫院的網域內透過電腦使用UpToDate，只要註冊UpToDate的帳號，隨時隨地都可以使用。
2. 智慧型手機、平板電腦，只要有3G或Wi-Fi訊號連上網路，就可以使用UpToDate。
3. 離開醫院後，使用家用電腦或者筆記型電腦，網址輸入<http://www.uptodate.com/online/>，Log in帳號後就能使用。

您現在可以透過任何行動裝置使用UpToDate的App

UpToDate for
Android™ devices



UpToDate App for
iPhone® and iPad®

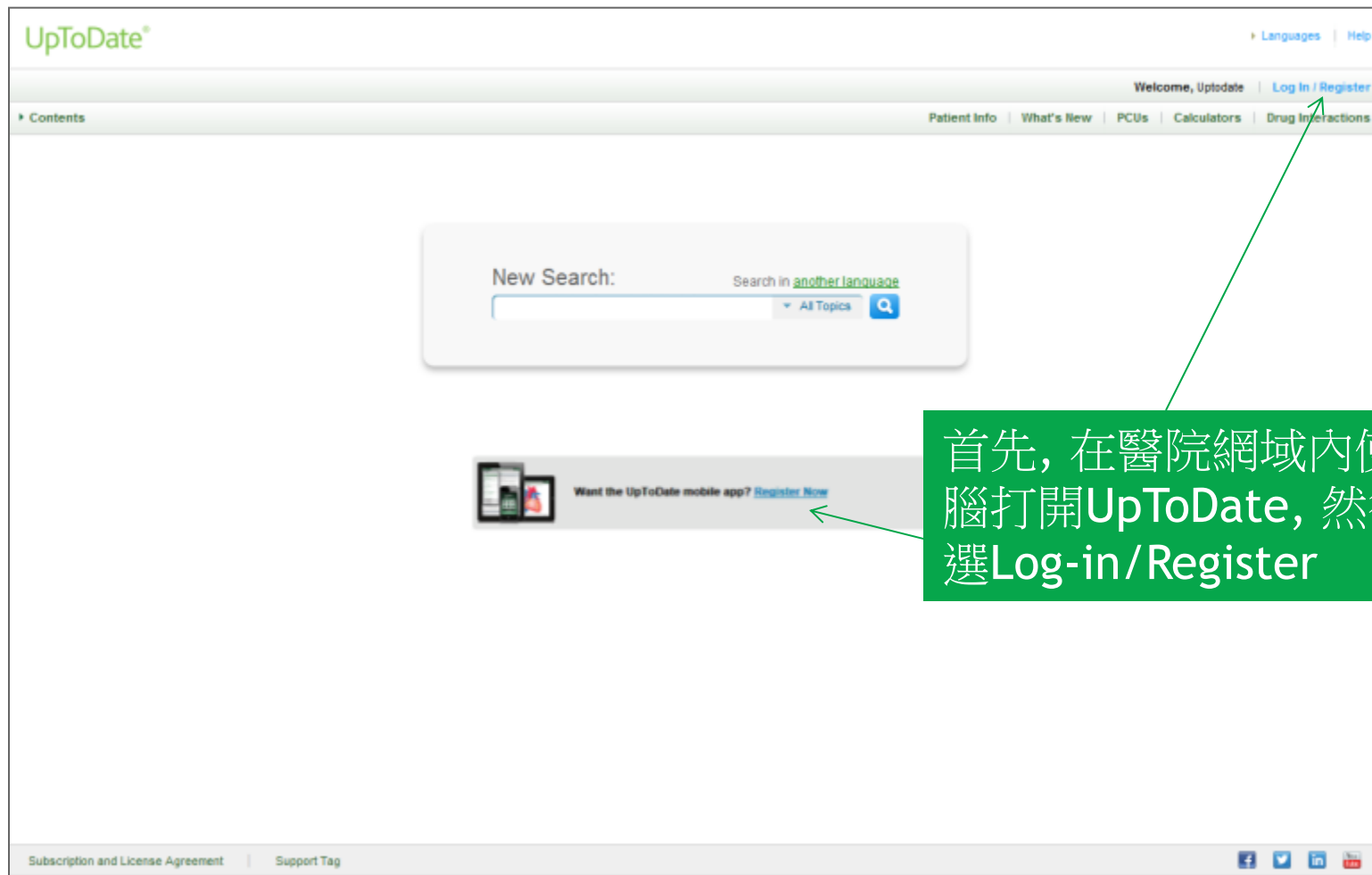


UpToDate for Windows
8 phones and tablets



您可以在Android、iOS、Windows 8等行動裝置系統的應用商店下載免費的UpToDate App，使用時須要登入帳號密碼，一個帳號最多同時在**兩台行動裝置**登入。下一張投影片將教您如何註冊您個人的帳號密碼。

註冊UpToDate Anywhere的帳號



首先，在醫院網域內使用電腦打開UpToDate，然後點選Log-in/Register

簡單的註冊流程

The screenshot shows the UpToDate website interface. At the top, there is a navigation bar with the UpToDate logo, a search bar, and links for 'Languages' and 'Help'. Below this is a secondary navigation bar with 'Welcome, Uptodate' and 'Log In / Register'. A main navigation bar contains 'All Topics', 'Contents', 'Patient Info', 'What's New', 'PCUs', 'Calculators', and 'Drug Interactions'. The main content area is titled 'Register for important benefits' and includes a sub-header 'Once you register or log in, you can earn CME/CE/CPD credit each time you research a clinical question.' Below this, there are two main sections: '2. 登入' (Log in) and '1. 註冊' (Register). The 'Log in' section is for returning users and includes fields for 'User Name' and 'Password', a 'Remember my user name' checkbox, and a 'Log in' button. The 'Register' section is for new users and includes fields for 'First Name', 'Last Name', 'Email Address', 'Verify Email Address', 'ZIP/Postal Code', 'Specialty', and 'Practice Type'. It also includes fields for 'User Name', 'Password', and 'Verify Password', and a 'Submit Registration' button. A green callout box points to the 'Submit Registration' button with the text '輸入所有欄位，註冊您的帳號，輸入完再點選 Submit Registration'. Another green callout box points to the 'Log in' button with the text '如果您已經有帳號，直接登入您的帳號。' The footer contains 'Subscription and License Agreement', 'Support Tag', and social media icons for Facebook, Twitter, LinkedIn, and YouTube.

2. 登入

Log in (Returning User)

Log in with your UpToDate user name and password.

User Name:

Password:

Remember my user name

[Log in](#)

[Log in help](#)

[Athens Log in](#)

1. 註冊

Register (New User) [Learn More](#)

All fields are required for registration

Select your user name and password

First Name

Last Name

Email Address

Verify Email Address

ZIP/Postal Code

Specialty

Practice Type

User Name

Password

Verify Password

[Submit Registration](#)

[Skip this for now](#)

如果您已經有帳號，直接登入您的帳號。

輸入所有欄位，註冊您的帳號，輸入完再點選 Submit Registration

下一張投影片有註冊規則說明

註冊規則

Register (New User)

[Learn More](#)

All fields are required for registration

Select your user name and password

First Name

User Name

Last Name

Password

Email Address

Verify Password

Verify Email Address

ZIP/Postal Code

Specialty

Practice Type

Submit Registration

[Skip this for now](#)

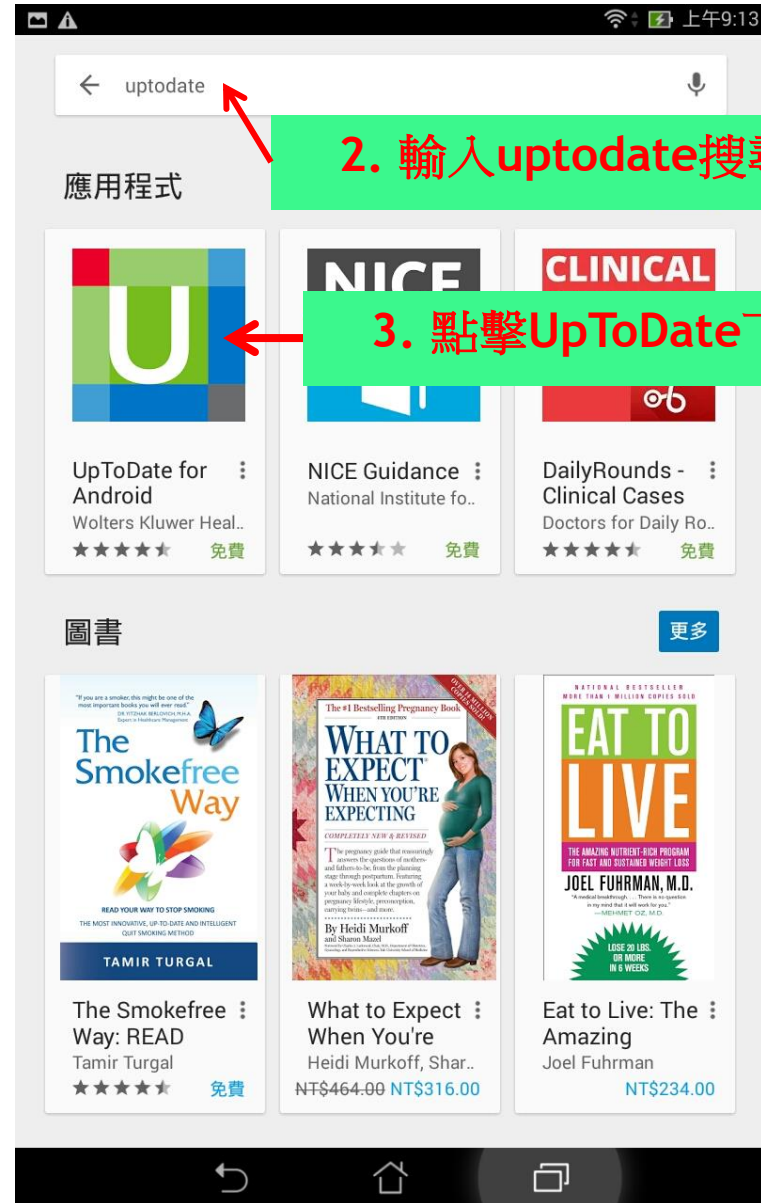
User Name需要6-50個字元，可以輸入大小寫英文、數字、或者特殊符號例如 @ # % \$ & + =

Password需要8-24個字元，包括至少1個大寫英文字母以及1個數字，您也可以輸入特殊符號例如 @ # % \$ & + =

美國以外的地區不需填寫ZIP/Postal Code

User Name與 Password不能相同

從Play商店下載UpToDate Mobile App



從Play商店下載UpToDate Mobile App

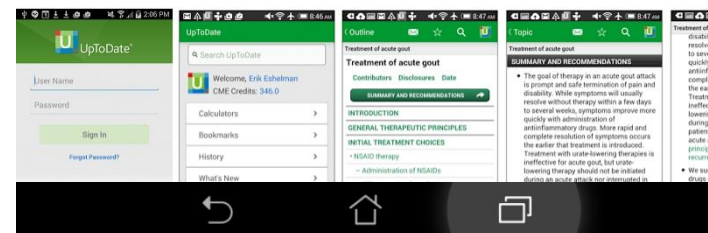
以Android為例

- 點擊安裝
- 請確定您的手機或平板電腦有足夠的「內存空間」(UpToDate app 無法安裝至記憶卡)
- 建議手機空間留存40 - 50MB

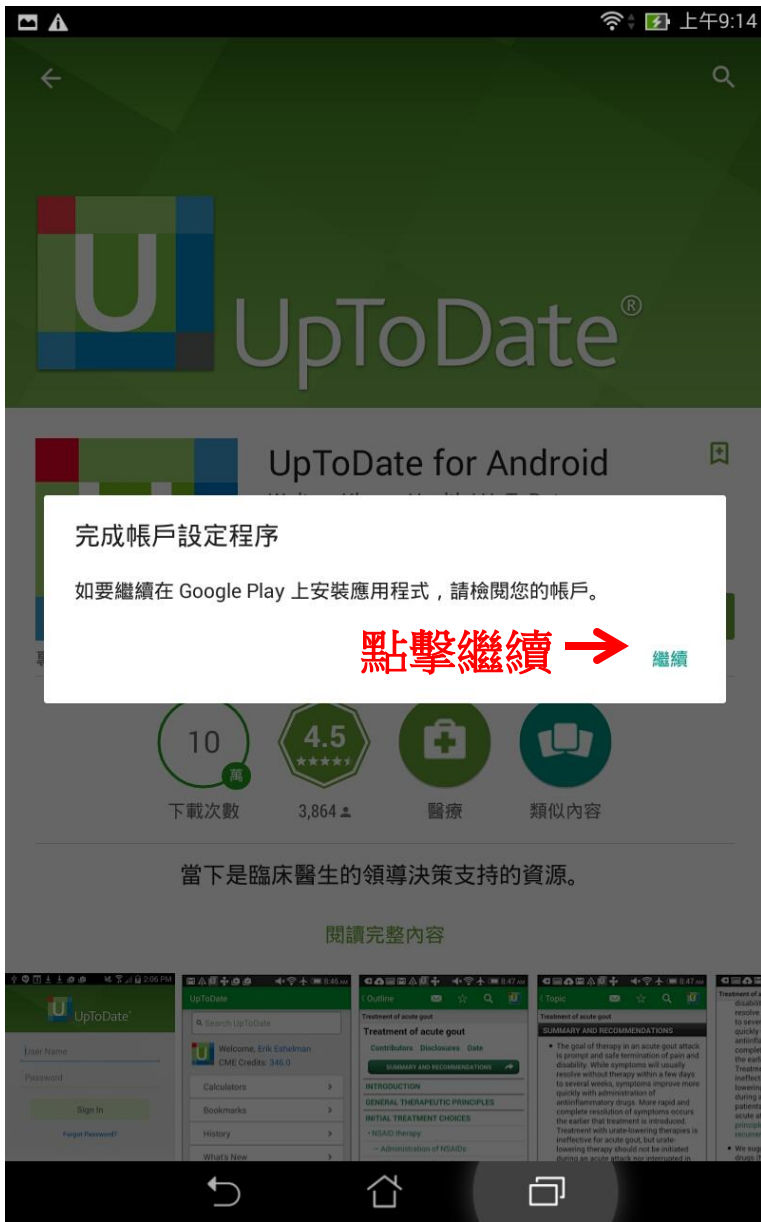


當下是臨床醫生的領導決策支持的資源。

[閱讀完整內容](#)

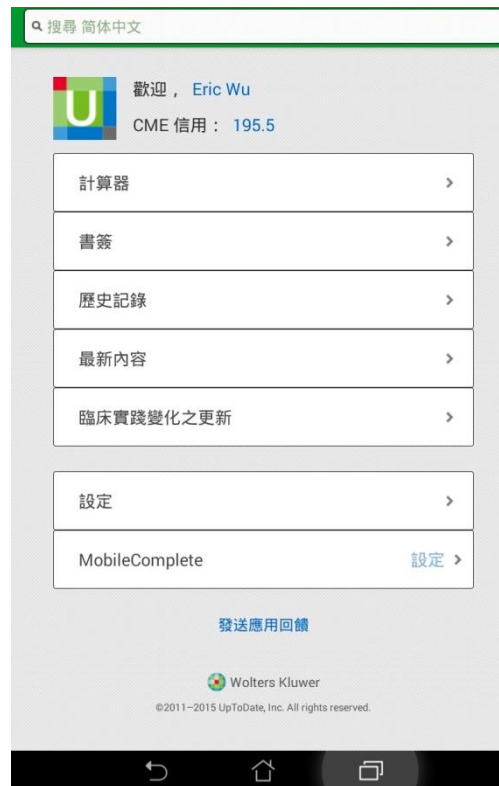
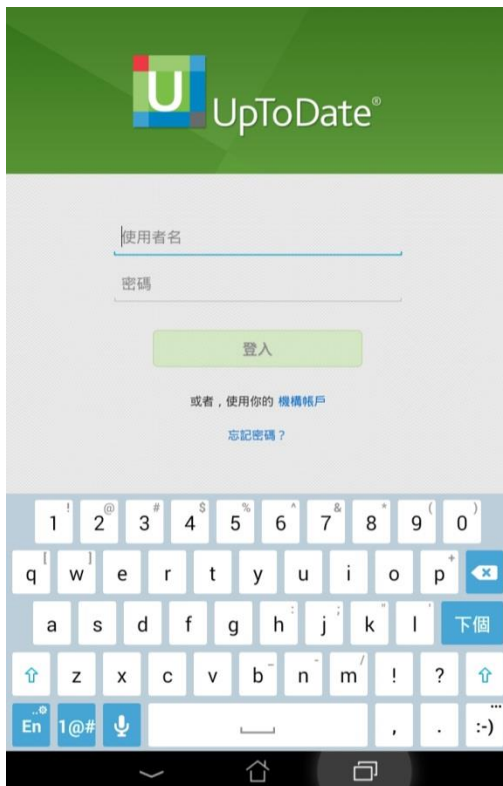


從Play商店下載UpToDate Mobile App



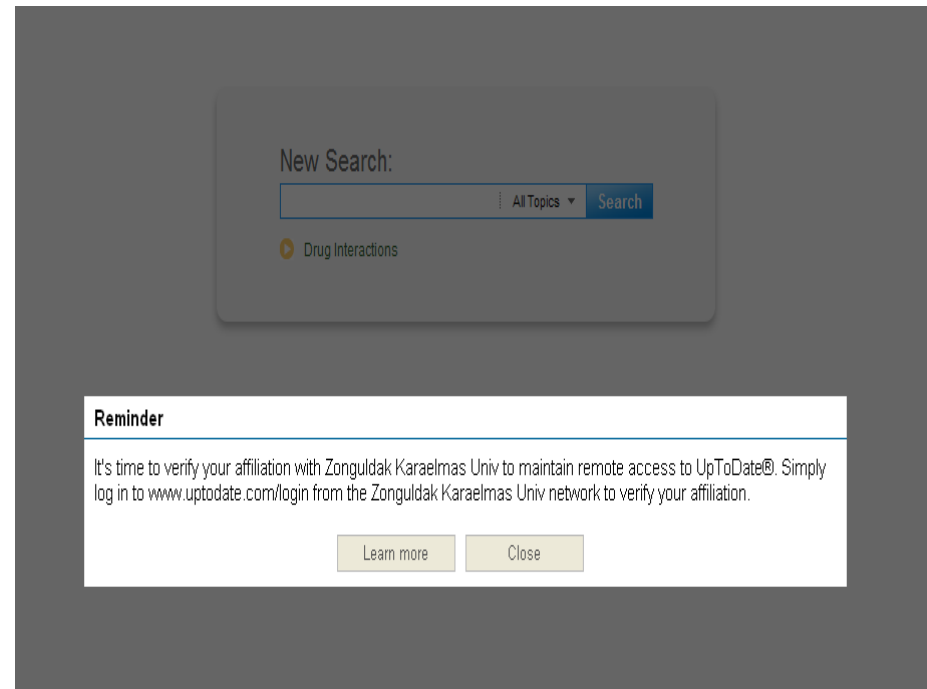
登入帳號

1. 打開UpToDate應用程式，登入您剛剛註冊的帳號，點選Log In。
2. 登入後點選右上角的Agree，同意使用規範。
3. 進入行動裝置首頁，您會看到您的使用者名稱，表示登入成功。



推送通知

重要：**每90天內**您必須在醫院網域內使用電腦登入您的帳號，以延展您的帳號使用有效期，只要您有下載App，當您打開App時會出現提醒。



使用繁體中文搜尋

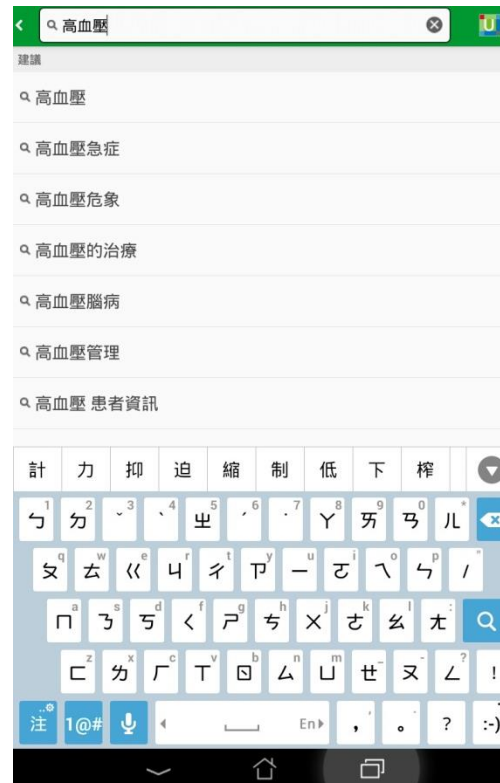
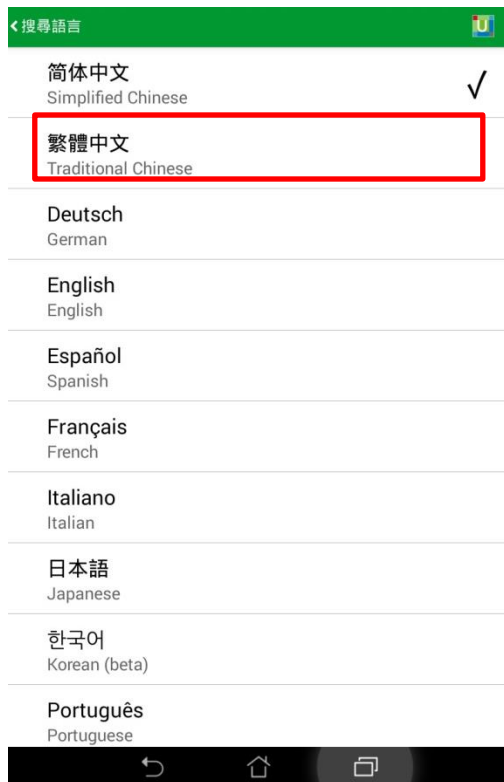
1. 點選設定
2. 點選搜尋語言



使用繁體中文搜尋

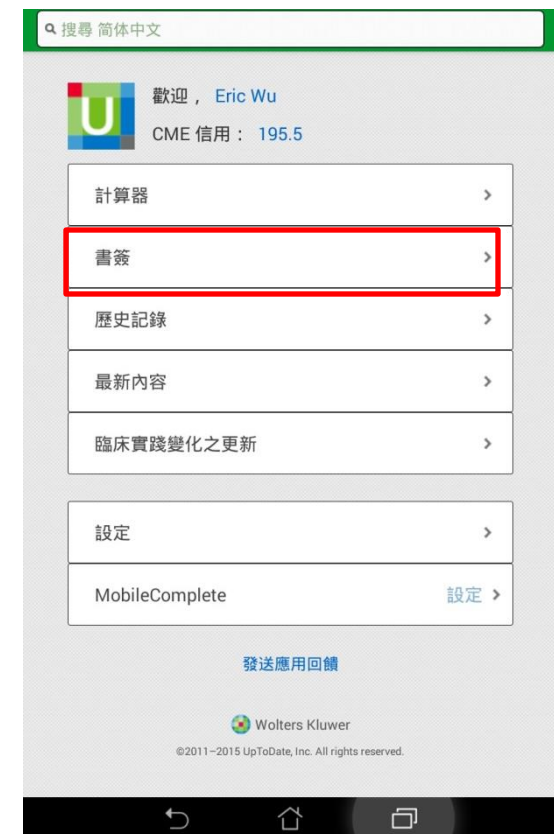
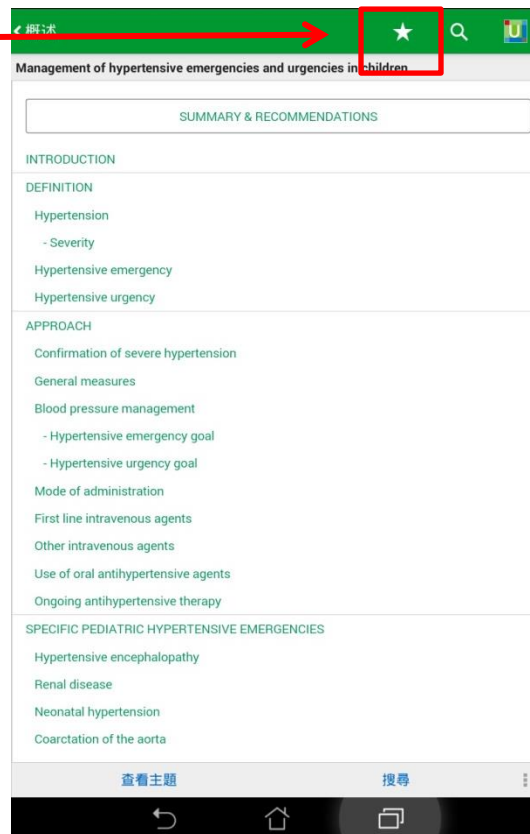
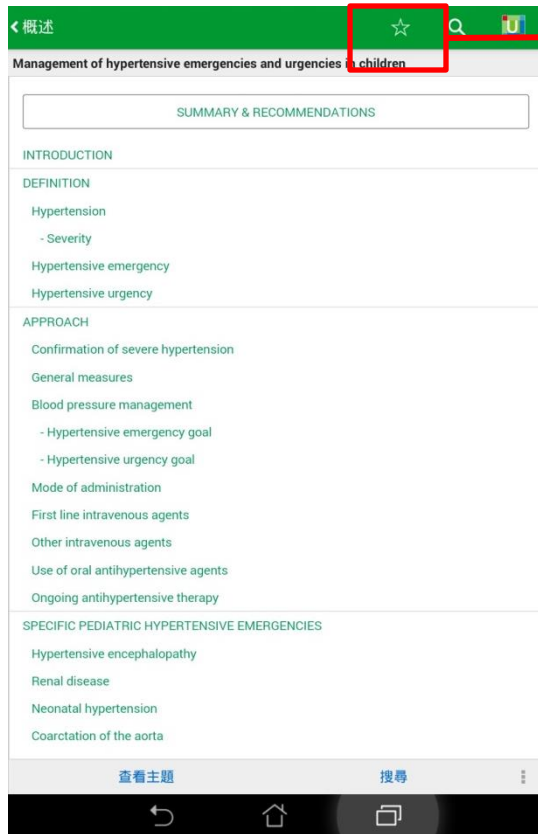
3. 選擇繁體中文

4. 畫面跳轉後即可輸入中文。(中文輸入一樣有建議字詞檢索)



將主題或圖片加入書籤，方便日後閱讀

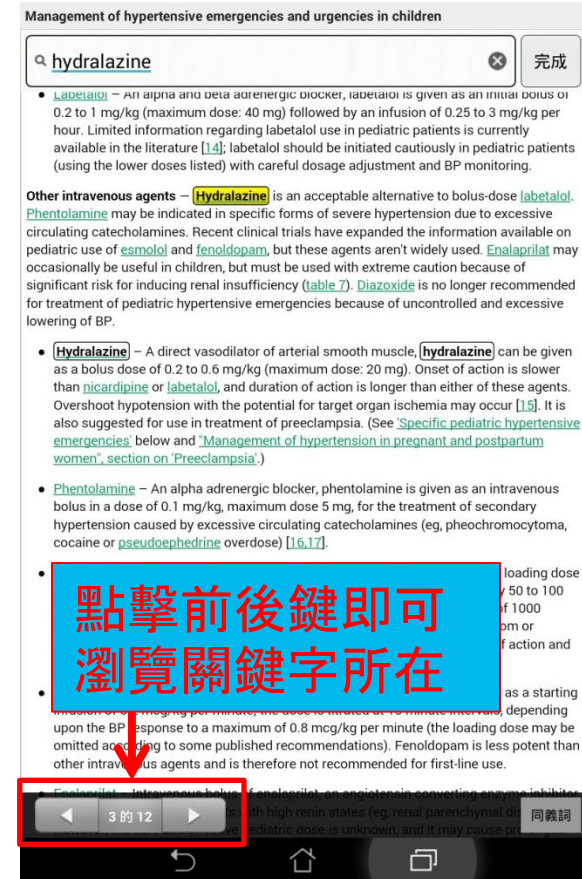
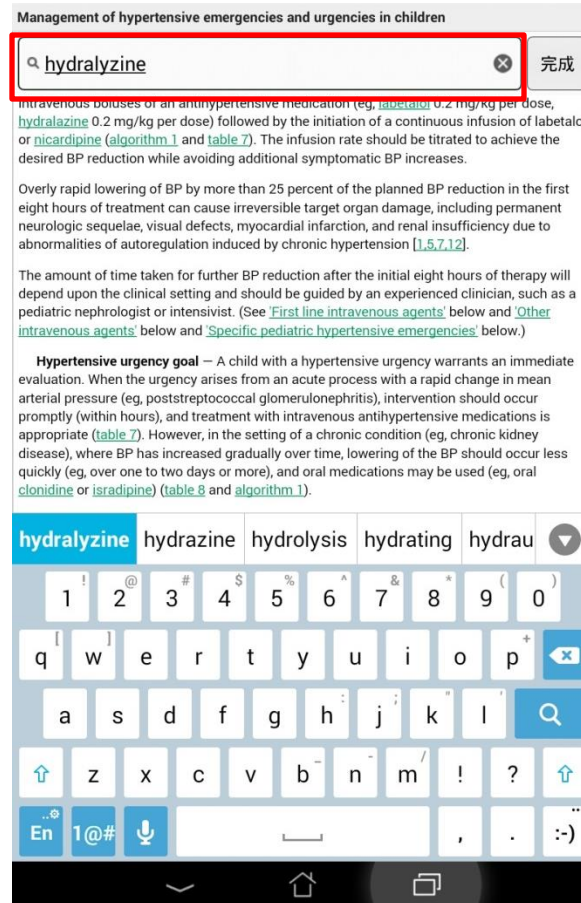
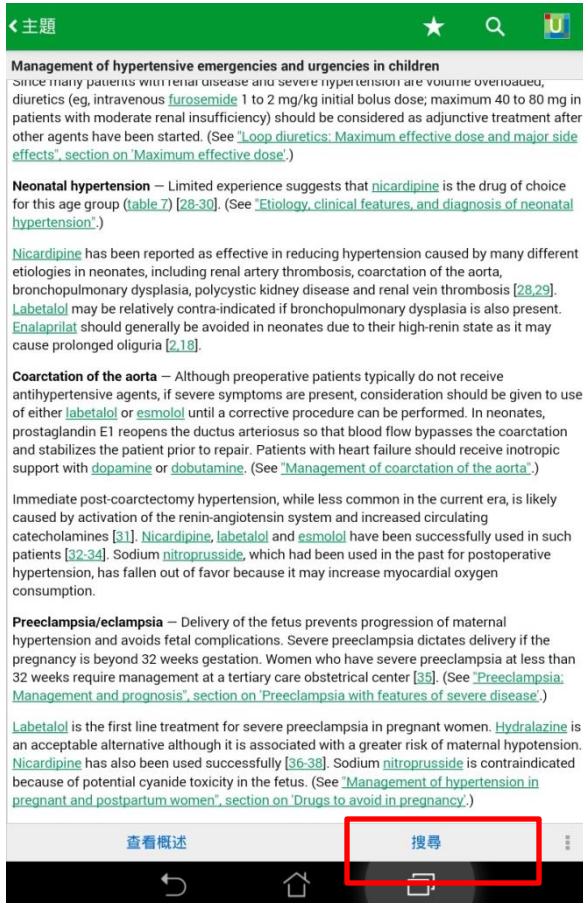
當您找到一篇喜歡的主題或者圖片，但沒有時間仔細閱讀的話，您可將感興趣的內容加入書籤，日後就不需重新搜尋。



進入某篇主題，點選上方的星星符號即可完成加入書籤

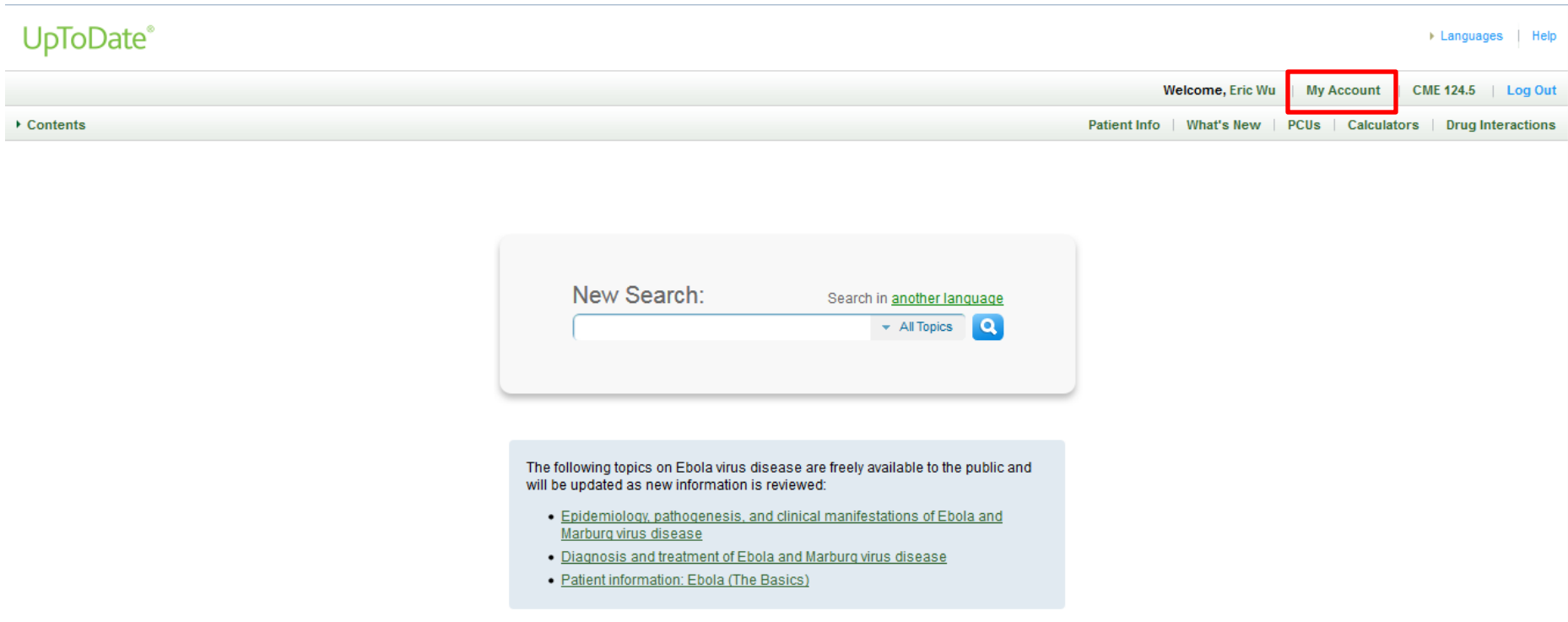
在專文內輸入字詞，快速找到關鍵字

進入內容之後，點擊右下角搜尋，畫面即出現搜尋列，在此可輸入字詞，快速瀏覽



如何管理自己的行動裝置？

1. 首先要先在電腦上登入自己的帳號。
2. 點選右上角「My Account」。



The screenshot displays the UpToDate website interface. At the top left is the UpToDate logo. On the right side of the top navigation bar, there are links for 'Languages' and 'Help'. Below this, a user is logged in as 'Eric Wu', with a 'My Account' link highlighted by a red rectangular box. Other navigation links include 'CME 124.5' and 'Log Out'. A secondary navigation bar contains links for 'Contents', 'Patient Info', 'What's New', 'PCUs', 'Calculators', and 'Drug Interactions'. The main content area features a search box with the text 'New Search:' and a dropdown menu set to 'All Topics'. Below the search box, a light blue box contains a notice about free access to Ebola virus disease information, listing three topics: 'Epidemiology, pathogenesis, and clinical manifestations of Ebola and Marburg virus disease', 'Diagnosis and treatment of Ebola and Marburg virus disease', and 'Patient information: Ebola (The Basics)'.

如何管理自己的行動裝置？

3. 點選「Manage My Devices」

The screenshot shows the 'My Account' page on the UpToDate website. The page layout includes a top navigation bar with 'Languages' and 'Help' links, a user greeting 'Welcome, Eric Wu' with links to 'My Account', 'CME 124.5', and 'Log Out'. Below this is a search bar with 'All Topics' and 'Contents' filters, and a secondary navigation bar with links for 'Patient Info', 'What's New', 'PCUs', 'Calculators', and 'Drug Interactions'. The main content area is titled 'Welcome to My Account' and contains several sections: 'Contact Information', 'User Name Password', 'Subscription', 'Download Center', 'CME/CE/CPD', 'Account Access Points', and 'Consolidate accounts'. The 'Manage My Devices' link is highlighted with a red box. A Norton Secured logo is visible in the bottom left corner of the page.

UpToDate® [Languages](#) | [Help](#)

Welcome, Eric Wu | [My Account](#) | [CME 124.5](#) | [Log Out](#)

[All Topics](#) [Contents](#) [Patient Info](#) | [What's New](#) | [PCUs](#) | [Calculators](#) | [Drug Interactions](#) [Print](#)

My Account

- Contact Information
- Subscription
- CME/CE/CPD
- User Name/Password
- Account Access Points
- Consolidate Accounts
- Download Center
- Manage My Devices

Welcome to My Account

Contact Information
View / modify my address and contact information

User Name Password
View / modify my user name or password

Subscription
Place order / change subscription option
View Expiration Date


Download Center
Download Products

CME/CE/CPD
Access my available UpToDate CME/CE/CPD credits
View my past CME/CE/CPD submissions
Change my default CME/CE/CPD settings

Account Access Points
View my access points

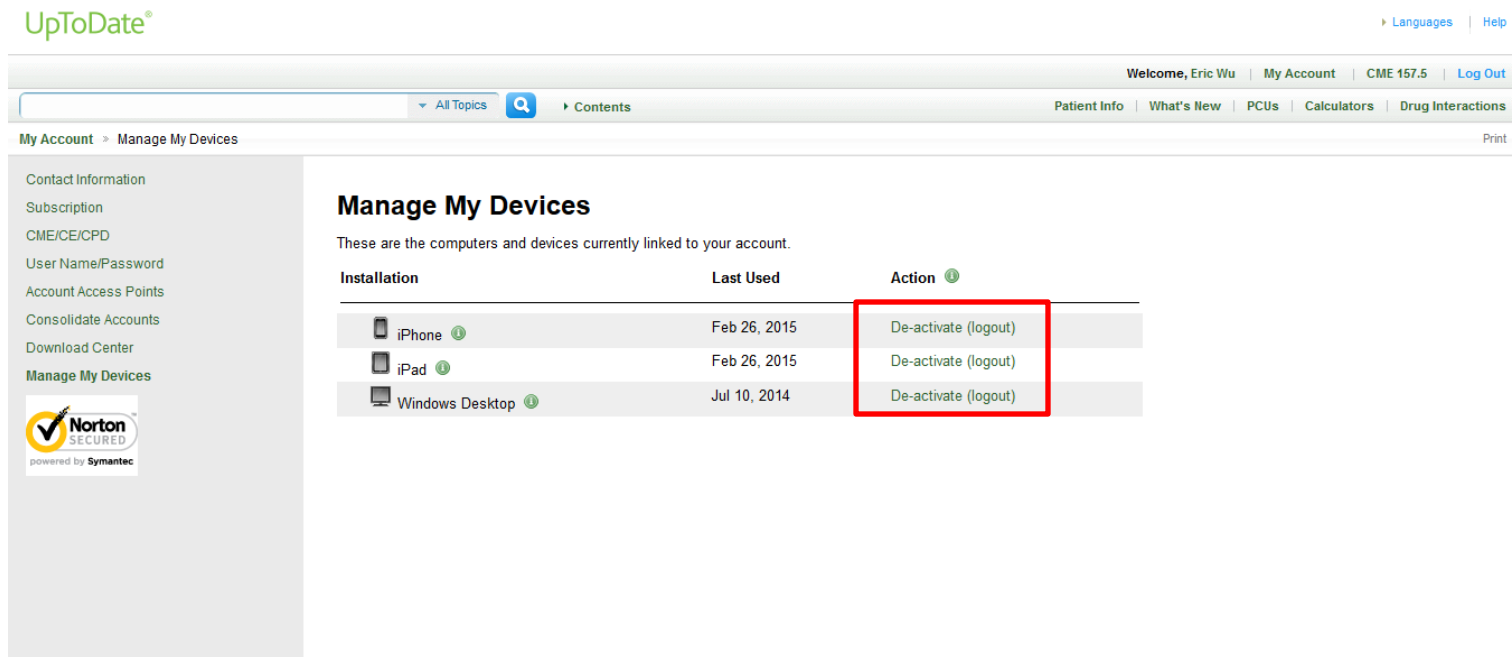
Consolidate accounts
Consolidate my accounts

Manage My Devices
[Manage Devices](#)


powered by Symantec

如何管理自己的行動裝置？

在這畫面，您可以管理、刪除自己的行動裝置，未來如果換手機或平板電腦，可以進自己帳戶內**De-activate (Logout)**不再使用的裝置。



UpToDate® Languages | Help




Welcome, Eric Wu | My Account | CME 157.5 | Log Out


All Topics Contents Patient Info | What's New | PCUs | Calculators | Drug Interactions

My Account > Manage My Devices Print

Manage My Devices

These are the computers and devices currently linked to your account.

| Installation | Last Used | Action ⓘ |
|---|--------------|----------------------|
|  iPhone ⓘ | Feb 26, 2015 | De-activate (logout) |
|  iPad ⓘ | Feb 26, 2015 | De-activate (logout) |
|  Windows Desktop ⓘ | Jul 10, 2014 | De-activate (logout) |


powered by Symantec

Benefits of UpToDate Anywhere

提升品質

增加電子病歷系統使用

節省醫師時間

增加UpToDate實證醫學的使用

增加臨床人員滿意度

透過每次使用UpToDate, 獲取繼續教育學分

Benefits



UpToDate[®] Anywhere

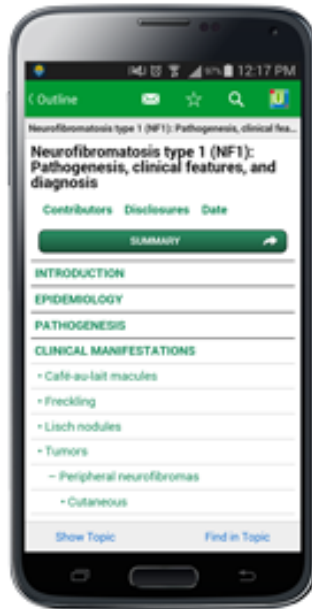
iOS安裝步驟

有關UpToDate Anywhere

1. 現在，您不再受限只能在醫院的網域內透過電腦使用UpToDate，只要註冊UpToDate的帳號，隨時隨地都可以使用。
2. 智慧型手機、平板電腦，只要有3G或Wi-Fi訊號連上網路，就可以使用UpToDate。
3. 離開醫院後，使用家用電腦或者筆記型電腦，網址輸入<http://www.uptodate.com/online/>，Log in帳號後就能使用。

您現在可以透過任何行動裝置使用UpToDate的App

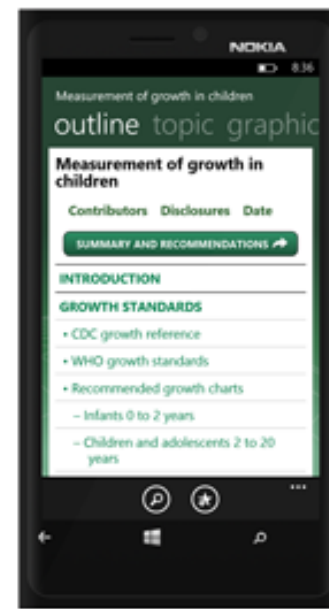
UpToDate for
Android™ devices



UpToDate App for
iPhone® and iPad®



UpToDate for Windows
8 phones and tablets



您可以在Android、iOS、Windows 8等行動裝置系統的應用商店下載免費的UpToDate App，使用時須要登入帳號密碼，一個帳號最多同時在**兩台行動裝置**登入。下一張投影片將教您如何註冊您個人的帳號密碼。

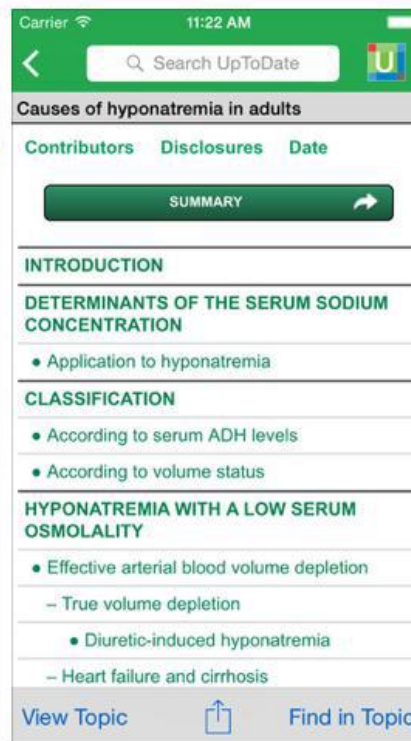
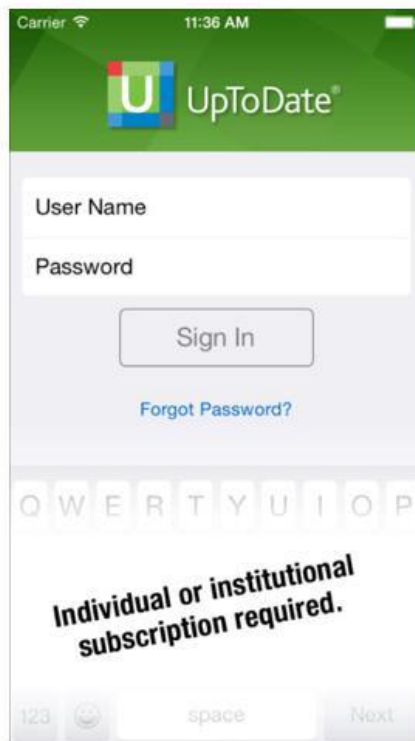
從應用程式商店下載UpToDate Mobile App

以iPhone為例

- 進入App Store
- 搜尋UpToDate
- 點擊UpToDate
- 點擊下載

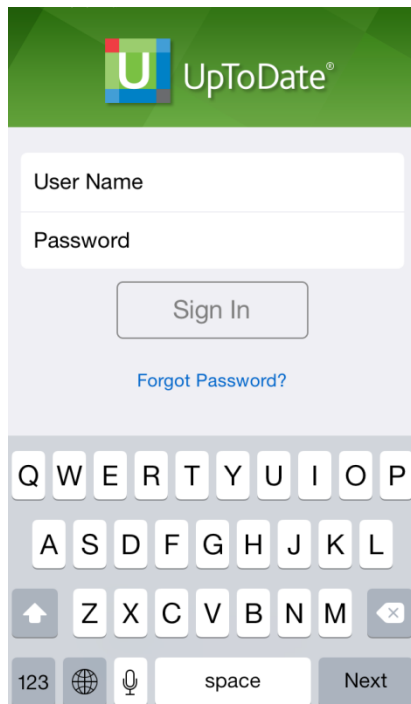


UpToDate
UpToDate, Inc.



登入帳號

1. 打開UpToDate應用程式，登入您剛剛註冊的帳號，點選Log In。
2. 登入後點選右上角的Agree，同意使用規範。
3. 進入行動裝置首頁，您會看到您的使用者名稱，表示登入成功。

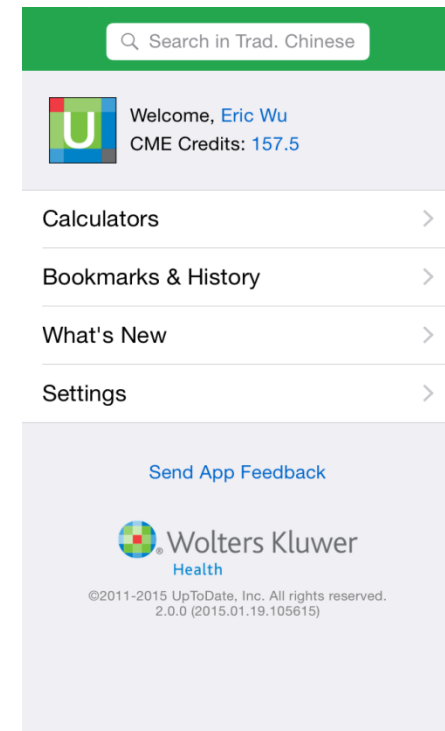


Decline Accept

Subscription License Agreement

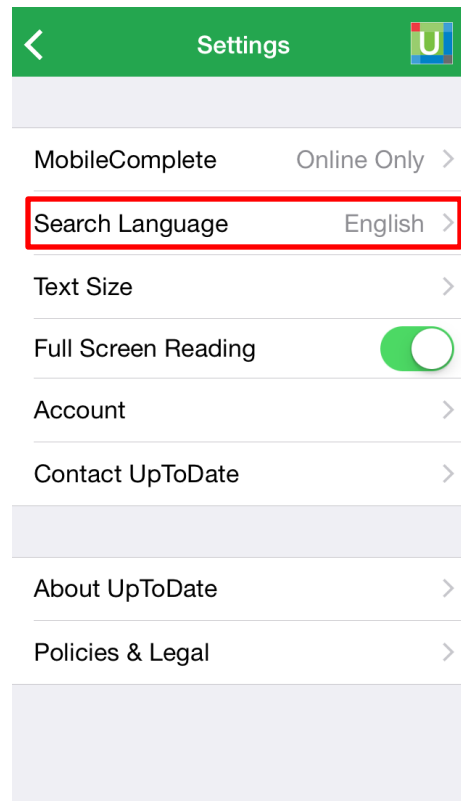
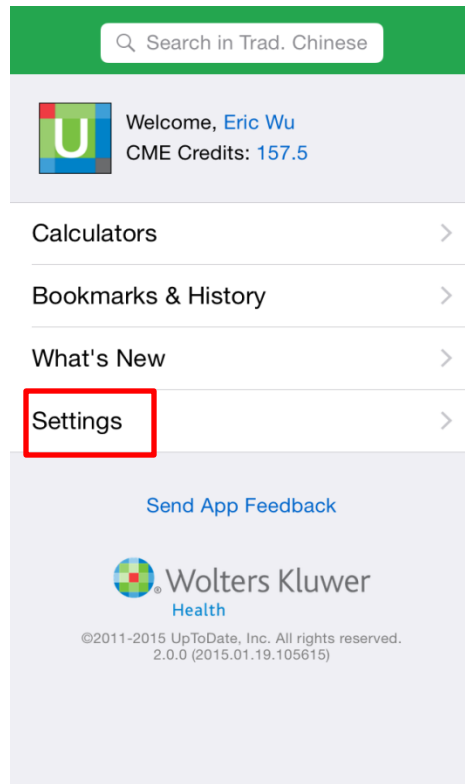
By clicking the "accept" button on the UpToDate, Inc. ("UpToDate") App (the "Licensed Product"), you agree to become bound by the terms of this End-User Agreement (the "Agreement"). If you do not agree to these terms, click "decline". READ THE FOLLOWING TERMS IN THIS AGREEMENT CAREFULLY BEFORE INDICATING YOUR ACCEPTANCE. In this Agreement, the term "you" refers to: (i) an entity entering into this Agreement for use of its employees, (ii) an individual purchasing an UpToDate subscription under this Agreement, either on his or her own behalf (or as agent for a corporation or other entity or organization); or (iii) an individual entering into this Agreement as a condition of using UpToDate through a subscription purchased by a hospital, medical school, or other institution ("Institution"), where the individual is employed by or affiliated with the Institution. Your Master Subscription and License Agreement provides for other terms (including payment) that apply to the Licensed Product.

1. LICENSE: UpToDate, Inc. ("UpToDate"), in consideration of the subscription fee and acceptance of this Agreement, grants you a non-exclusive, non-transferable license and right to use and access the UpToDate



使用繁體中文搜尋

1. 點選Setting
2. 點選Search Language以更改搜尋語言



使用繁體中文搜尋

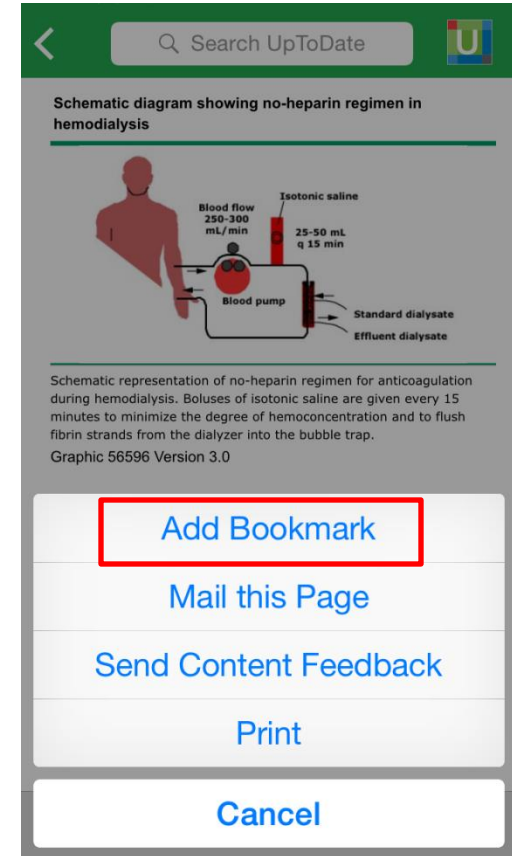
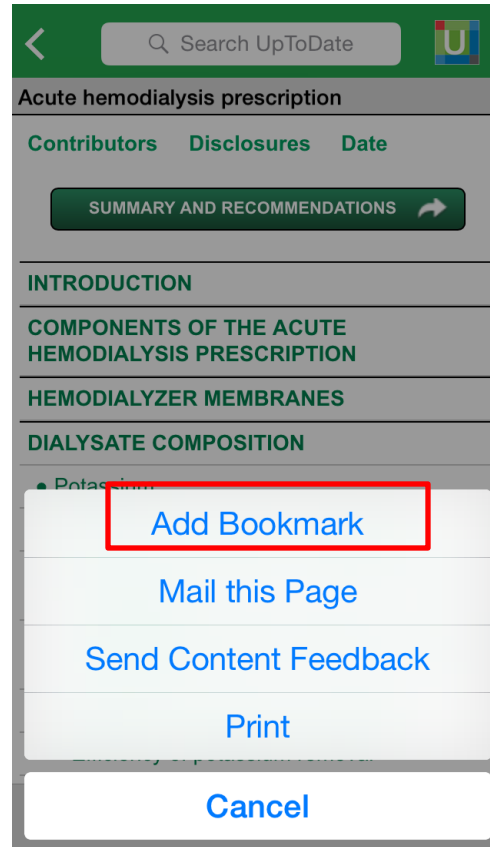
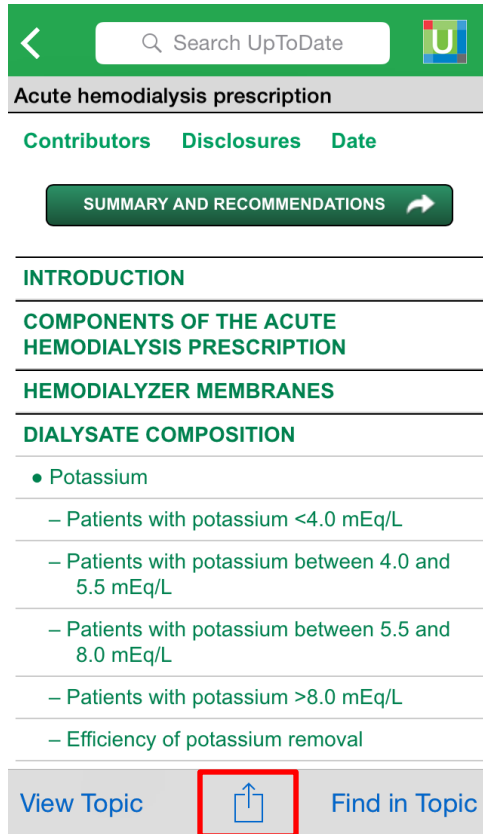
3. 選擇Traditional Chinese

4. 畫面跳轉後即可輸入中文。(中文輸入一樣有建議字詞檢索)



將主題或圖片加入書籤，方便日後閱讀

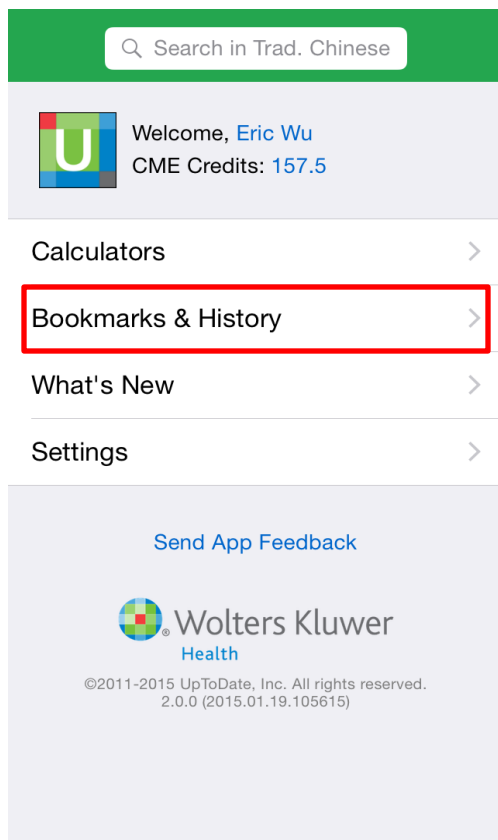
當您找到一篇合適的主題或者圖片，但沒有時間仔細閱讀的話，您可將感興趣的內容加入書籤，日後就不需重新搜尋。



進入某篇主題，點選下方的分享(此處以iPhone為例)，再點選Add Bookmark。

將主題加入書籤，方便日後閱讀

回到首頁，點選 **Bookmarks & History** 即可找到您剛剛加入的內容




Search in Trad. Chinese

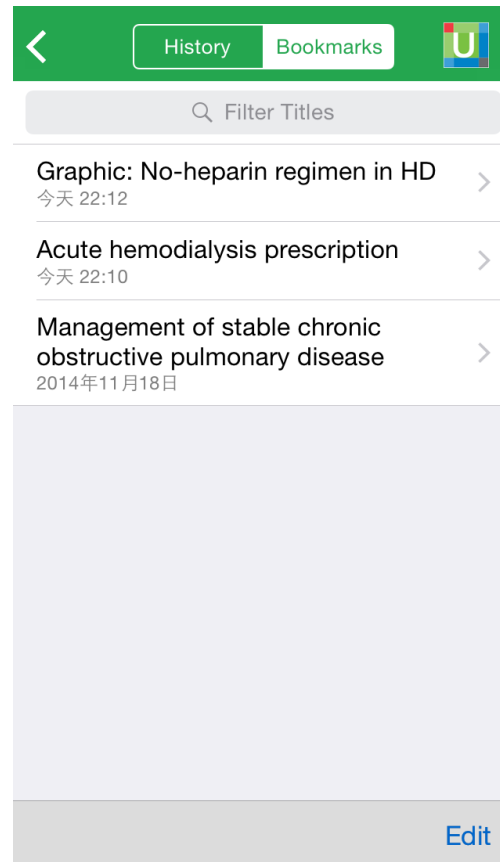
Welcome, Eric Wu
CME Credits: 157.5


- Calculators >
- Bookmarks & History >**
- What's New >
- Settings >

Send App Feedback

 Wolters Kluwer
Health

©2011-2015 UpToDate, Inc. All rights reserved.
2.0.0 (2015.01.19.105615)



< History Bookmarks 

Filter Titles

- Graphic: No-heparin regimen in HD >
今天 22:12
- Acute hemodialysis prescription >
今天 22:10
- Management of stable chronic obstructive pulmonary disease >
2014年11月18日

Edit

在專文內輸入字詞，快速找到關鍵字

進入內容之後，點擊右下角**Find in Topic**，畫面即出現搜尋列，在此可輸入字詞，快速瀏覽

Acute hemodialysis prescription

Contributors Disclosures Date

SUMMARY AND RECOMMENDATIONS

INTRODUCTION

COMPONENTS OF THE ACUTE HEMODIALYSIS PRESCRIPTION

HEMODIALIZER MEMBRANES

DIALYSATE COMPOSITION

- Potassium
 - Patients with potassium <4.0 mEq/L
 - Patients with potassium between 4.0 and 5.5 mEq/L
 - Patients with potassium between 5.5 and 8.0 mEq/L
 - Patients with potassium >8.0 mEq/L
 - Efficiency of potassium removal

View Topic Find in Topic

Acute hemodialysis prescription

SUMMARY AND RECOMMENDATIONS

- Acute kidney injury (AKI), formerly called acute renal failure (ARF), is a major cause of morbidity and mortality, particularly in the hospital setting. Acute renal replacement therapy, including acute intermittent hemodialysis, is commonly indicated for patients with AKI. (See 'Introduction' above.)
- The components of the acute dialysis prescription include the choice of hemodialysis membrane, dialysate composition and temperature, blood flow rate, amount and rate of ultrafiltration (UF), choice of anticoagulation, and total dialysis dose. Individual components of the prescription vary depending upon the indications for dialysis and on patient-specific variables. (See 'Components of the acute hemodialysis prescription' above.)
- We use biocompatible membranes for acute hemodialysis. Membranes can be low or

View Outline Find in Topic

hemodialysis 1 of 90 Done

Acute RRT is commonly indicated for patients with AKI. Available modalities for acute RRT include peritoneal dialysis, intermittent **hemodialysis** and variations of intermittent **hemodialysis** (such as hemofiltration), and continuous renal replacement therapy (CRRT).

This topic reviews the **acute hemodialysis** prescription for patients with AKI. The indications for acute dialysis and the choice of dialysis modality are discussed separately. (See "Renal

Match Synonyms Match Exact

123 搜尋

Benefits of UpToDate Anywhere

提升品質

增加電子病歷系統使用

節省醫師時間

增加UpToDate實證醫學的使用

增加臨床人員滿意度

透過每次使用UpToDate, 獲取繼續教育學分

Benefits