

Journal Citation Reports

Every journal has a story to tell

Shou Ray information Service 碩睿資訊 2020

大綱

- 為何需要InCites JCR?!
- InCites JCR簡介
- 期刊瀏覽&篩選
- JCR指標&期刊全紀錄
- 單一期刊檢索
- 利用EndNote Online比對建議投稿期刊
- 利用各項指標的排序評估合適的投稿期刊



為何需要INCITES JCR?!

利用InCites JCR各指標可了解.....

- 某個學科領域中，哪些期刊在學科領域中**影響力最大**？
- 哪些期刊是**綜合性的期刊**？
- 哪些期刊是**被學者們經常利用和引用的**？
- 哪些期刊是**熱門期刊**？
- 指導研究人員有選擇的瀏覽學術期刊，並且**結合實際有選擇的投稿**。
- 為圖書館的**選刊工作**提供依據，並可以為每種期刊存放多久後即可歸檔，提供一個合適的時間參考。

INCITES JCR簡介

研究發表工具之利用

讓您的發表與
國際研究社群接軌

Publons

行銷

蒐集

評估

分析

發表

創新

審查

引用

投稿

撰寫

背景問題
知識補充

Web of Science
(SCIE, SSCI, AHCI)

Journal Citation Reports
(JCR)

Essential Science Indicators
(ESI)

發表評估工作

EndNote

加速您的發表時間

WoS Core Collection & JCR

WEB OF SCIENCE PLATFORM

Web of Science Core Collection

- **Science Citation Index Expanded**
- **Social Sciences Citation Index**
- Arts & Humanities Citation Index
- Conference Proceedings Citation Index
 - Science
 - Social Science & Humanities
- Book Citation Index
 - Science
 - Social Science & Humanities

INCITES PLATFORM

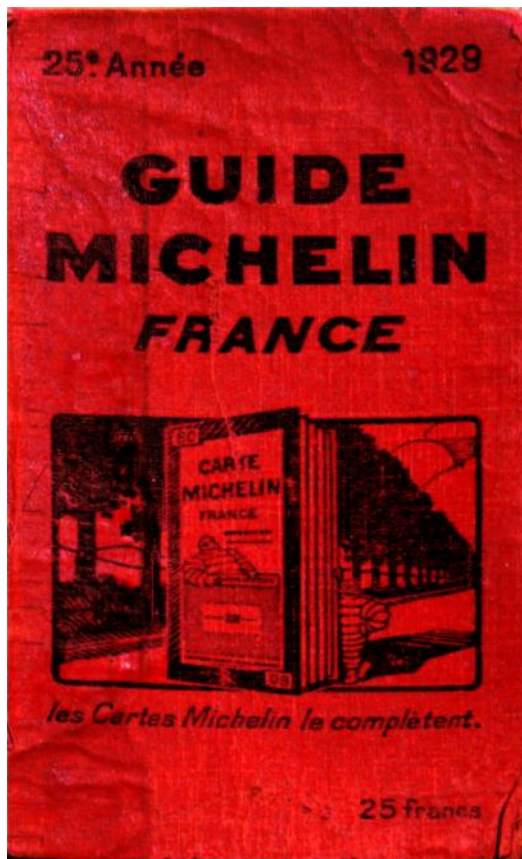
Journal Citation Reports

- Impact Factor uses data from most recent JCR data year + prior 2 years

Journal selection process

- Timeliness
- International editorial conventions
- Full-text English
- Peer review
- Editorial content
- International diversity
- Citation analysis

類比概念



From:wiki

多久出版一次?

收錄數量

分數可直接比較?



Title Suppressions

異常
引用

特別高的
自引或互引率

無法反映
真實學術水準



影響同學科其他
期刊的名次及
分區情況



被鎮壓
期刊

暫不在JCR中公佈的相關指標
為期一年，第二年重新計算
仍在SCIE與SSCI中被收錄

2019
鎮壓期刊

單一期刊檢索

InCites JCR單一期刊檢索

Welcome to Journal Citation Reports

Search a journal title or select an option to get started

可輸入期刊名稱、關鍵字、
期刊縮寫或ISSN進行查找
，並自動列出待選刊名

Enter a journal name

nature



**Browse by
Journal**

- NATURE
- NATURE MEDICINE
- Nature Microbiology
- Nature Human Behaviour
- Nature Human Behaviour
- Nature Ecology & Evolution
- Nature Chemical Biology
- NATURE CELL BIOLOGY
- Nature Reviews Urology



**Custom
Reports**

InCites JCR單一期刊檢索

NATURE

ISSN: 0028-0838
eISSN: 1476-4687
NATURE PUBLISHING GROUP
MACMILLAN BUILDING, 4 CRINAN ST, LONDON N1 9XW, ENGLAND
ENGLAND

[Go to Journal Table of Contents](#) [Go to Ulrich's](#) [Printable Version](#)

Current Year **2017** All Years

TITLES
ISO: Nature
JCR Abbrev: NATURE

LANGUAGES
English

CATEGORIES
MULTIDISCIPLINARY SCIENCES - SCIE

PUBLICATION FREQUENCY
51 issues/year

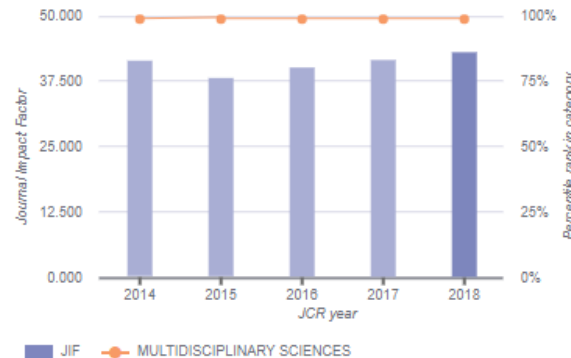
The data in the two graphs below and in the Journal Impact Factor calculation panels represent citation activity in 2018 to items published in the journal in the prior two years. They detail the components of the Journal Impact Factor. Use the "All Years" tab to access key metrics and additional data for the current year and all prior years for this journal.

Journal Impact Factor Trend 2018

[Printable Version](#)

43.070

2018 Journal Impact Factor



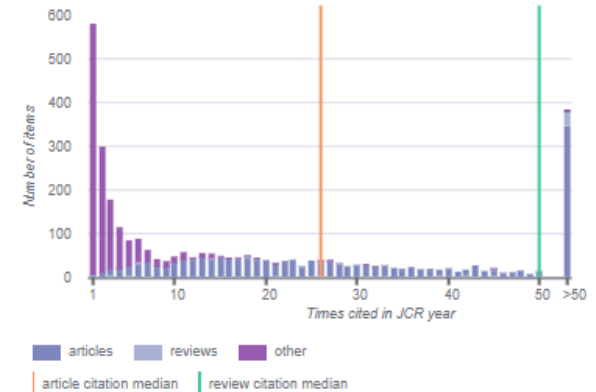
Citation distribution 2018

[Printable Version](#)

26

50

Article citation median Review citation median



點選待選清單中的刊名，進入當年全記錄頁面

NATURE

NATURE MEDICINE

Nature Microbiology

InCites JCR單一期刊檢索

如僅輸入期刊名稱部分關鍵字後按Enter鍵或放大鏡 🔍 檢索則會跳轉Master Search，列出有關聯之刊名及涵蓋年度。選取標題即可進入該刊相關紀錄。

Master Search

Full Journal Title ^	JCR Abbreviated Title	ISSN	eISSN	Edition	JCR Coverage Years
NATURE REVIEWS CANCER	NAT REV CANCER	1474-175X	1474-1768	SCIE	2002, 2003, 2004, 2005, 2006, 2007, 2008, 2009, 2010, 2011, 2012, 2013, 2014, 2015, 2016, 2017
Nature Reviews Cardiology	NAT REV CARDIOL	1759-5002	1759-5010	SCIE	2009, 2010, 2011, 2012, 2013, 2014, 2015, 2016, 2017
Nature Reviews Chemistry	NAT REV CHEM	2397-3358	2397-3358	SCIE	2017
Nature Reviews Clinical Oncology	NAT REV CLIN ONCOL	1759-4774	1759-4782	SCIE	2009, 2010, 2011, 2012, 2013, 2014, 2015, 2016, 2017
Nature Reviews Disease Primers	NAT REV DIS PRIMERS	2056-676X	2056-676X	SCIE	2016, 2017
NATURE REVIEWS DRUG DISCOVERY	NAT REV DRUG DISCOV	1474-1776	1474-1784	SCIE	2002, 2003, 2004, 2005, 2006, 2007, 2008, 2009, 2010, 2011, 2012, 2013, 2014, 2015, 2016, 2017
Nature Reviews Endocrinology	NAT REV ENDOCRINOL	1759-5029	1759-5037	SCIE	2009, 2010, 2011, 2012, 2013, 2014, 2015, 2016, 2017
Nature Reviews Gastroenterology & Hepatology	NAT REV GASTRO HEPAT	1759-5045	1759-5053	SCIE	2009, 2010, 2011, 2012, 2013, 2014, 2015, 2016, 2017
NATURE REVIEWS GENETICS	NAT REV GENET	1471-0056	1471-0064	SCIE	2000, 2001, 2002, 2003, 2004, 2005, 2006, 2007, 2008, 2009, 2010, 2011, 2012, 2013, 2014, 2015, 2016, 2017
NATURE REVIEWS IMMUNOLOGY	NAT REV IMMUNOL	1474-1733	1474-1741	SCIE	2002, 2003, 2004, 2005, 2006, 2007, 2008, 2009, 2010, 2011, 2012, 2013, 2014, 2015, 2016, 2017

JCR指標&期刊全紀錄

Journal Profile - Current year

除了原有的期刊基本資料、Source Data等資訊外，2017年開始 JCR Data 新增數值計算基礎之原始文獻資訊：

1. Journal Impact Factor Trend & Citation Distribution

2. Journal Impact Factor contributing items

3. Contributions by country/region & Organization

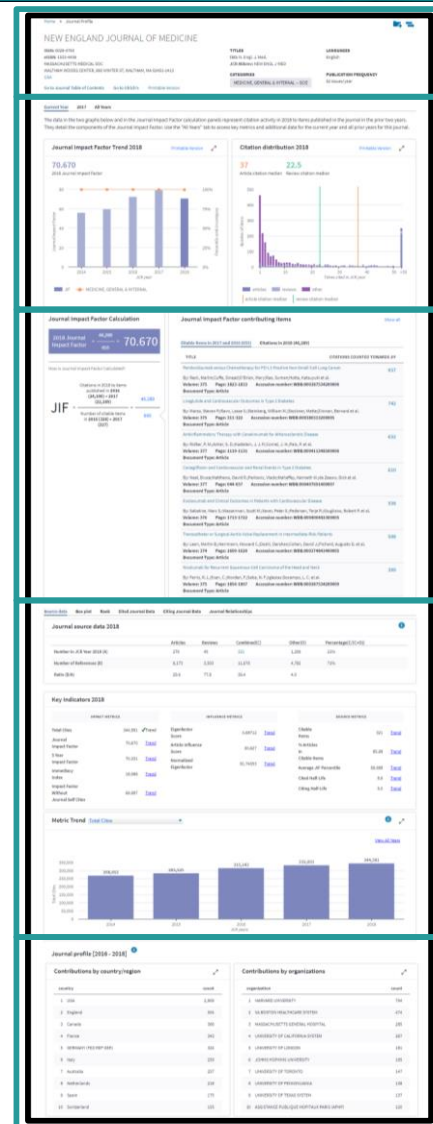
期刊基本資料

期刊影響因子趨勢與引文分佈圖

期刊影響因子計算之引用及被引文章
(可與Web of Science連結)

Key Indicators
當年度各指標數據與對應趨勢圖

近三年期刊作者之國家/地區與機構分佈概覽



期刊資訊與引用趨勢

期刊基本資料

NEW ENGLAND JOURNAL OF MEDICINE

ISSN: 0028-4793
eISSN: 1533-4406
MASSACHUSETTS MEDICAL SOC
WALTHAM WOODS CENTER, 860 WINTER ST, WALTHAM, MA 02451-1413
USA

[Go to Journal Table of Contents](#) [Go to Ulrich's](#) [Printable Version](#)

TITLES
ISO: N. Engl. J. Med.
JCR Abbrev: NEW ENGL J MED

LANGUAGES
English

CATEGORIES
MEDICINE, GENERAL & INTERNAL -- SCIE

PUBLICATION FREQUENCY
52 issues/year

期刊影響因子趨勢與引用分布圖

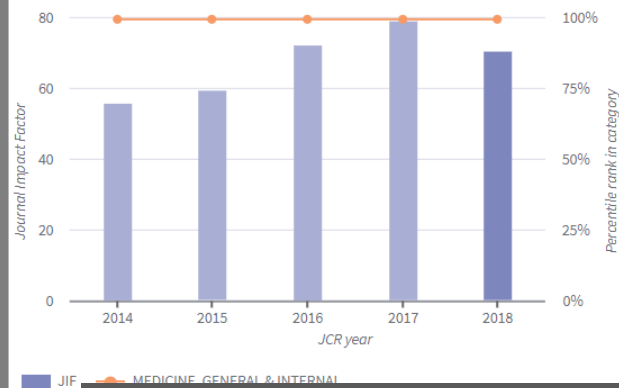
Current year 2017 All years

The data in the two graphs below and in the Journal Impact Factor calculation panels represent citation activity in 2018 to items published in the journal in the prior two years. They detail the components of the Journal Impact Factor. Use the "All Years" tab to access key metrics and additional data for the current year and all prior years for this journal.

Journal Impact Factor Trend 2018

70.670

2018 Journal Impact Factor



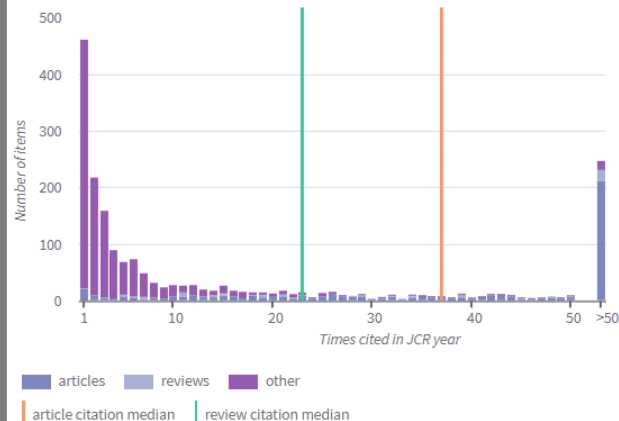
近五年Impact Factor趨勢圖

Citation distribution 2018

37

22.5

Article citation median Review citation median



Citation Distribution: 提供影響因子的引用計量。顯示文章和評論的引用中位數展開圖表時，可看到Article、Review和其他非可引用項目（如letter）

期刊影響因子計算公式與 原始引用文獻

Journal Impact Factor Calculation

$$\text{2018 Journal Impact Factor} = \frac{46,289}{655} = 70.670$$

How is Journal Impact Factor Calculated?

$$\text{JIF} = \frac{\text{Citations in 2018 to items published in 2016 (24,100) + 2017 (22,189)}}{\text{Number of citable items in 2016 (328) + 2017 (327)}} = \frac{46,289}{655}$$

期刊影響因子
計算公式與數據

Journal Impact Factor contributing items

[Show all](#)

Citable items in 2017 and 2016 (655) Citations in 2018 (46,289)

TITLE	CITATIONS COUNTED TOWARDS JIF
Pembrolizumab versus Chemotherapy for PD-L1-Positive Non-Small-Cell Lung Cancer By: Reck, Martin;Cuffe, Sinead;O'Brien, Mary;Rao, Suman;Hotta, Katsuyuki et al. Volume: 375 Page: 1823-1833 Accession number: WOS:000387534200006 Document Type: Article	957
Liraglutide and Cardiovascular Outcomes in Type 2 Diabetes By: Marso, Steven P.;Ravn, Lasse S.;Steinberg, William M.;Stockner, Mette;Zinman, Bernard et al. Volume: 375 Page: 311-322 Accession number: WOS:000380313200005 Document Type: Article	742
Antiinflammatory Therapy with Canakinumab for Atherosclerotic Disease By: Ridker, P. M.;Anker, S. D.;Kastelein, J. J. P.;Cornel, J. H.;Pais, P. et al. Volume: 377 Page: 1119-1131 Accession number: WOS:000411348500006 Document Type: Article	652
Canagliflozin and Cardiovascular and Renal Events in Type 2 Diabetes By: Neal, Bruce;Matthews, David R.;Perkovic, Vlado;Mahaffey, Kenneth W.;de Zeeuw, Dick et al. Volume: 377 Page: 644-657 Accession number: WOS:000407691400007 Document Type: Article	610
Evolocumab and Clinical Outcomes in Patients with Cardiovascular Disease By: Sabatine, Marc S.;Wasserman, Scott M.;Sever, Peter S.;Pedersen, Terje R.;Giugliano, Robert P. et al. Volume: 376 Page: 1713-1722 Accession number: WOS:000400442300005 Document Type: Article	558

期刊影響因子
計算之原始數
據引用文獻，
凡Web of
Science訂戶
皆可點選連結
至原始文獻。

JIF Contributing Items

Journal Impact Factor contributing items

Citable items in 2017 and 2016 (655)	Citations in 2018 (46,289)
TITLE	CITATIONS COUNTED TOWARDS JIF
Pembrolizumab versus Chemotherapy for PD-L1-Positive Non-Small-Cell Lung Cancer By: Reck, Martin;Cuffe, Sinead;O'Brien, Mary;Rao, Suman;Hotta, Katsuyuki et al. Volume: 375 Page: 1823-1833 Accession number: WOS:000387534200006 Document Type: Article	957
Liraglutide and Cardiovascular Outcomes in Type 2 Diabetes By: Marso, Steven P.;Ravn, Lasse S.;Steinberg, William M.;Stockner, Mette;Zinman, Bernard et al. Volume: 375 Page: 311-322 Accession number: WOS:000380313200005 Document Type: Article	742
Antiinflammatory Therapy with Canakinumab for Atherosclerotic Disease By: Ridker, P. M.;Anker, S. D.;Kastelein, J. J. P.;Cornel, J. H.;Pais, P. et al. Volume: 377 Page: 1119-1131 Accession number: WOS:000411348500006 Document Type: Article	65
Canagliflozin and Cardiovascular and Renal Events in Type 2 Diabetes By: Neal, Bruce;Matthews, David R.;Perkovic, Vlado;Mahaffey, Kenneth W.;de Zeeuw, Dick et al. Volume: 377 Page: 644-657 Accession number: WOS:000407691400007 Document Type: Article	61
Evolocumab and Clinical Outcomes in Patients with Cardiovascular Disease By: Sabatine, Marc S.;Wasserman, Scott M.;Sever, Peter S.;Pedersen, Terje R.;Giugliano, Robert P. et al. Volume: 376 Page: 1713-1722 Accession number: WOS:000400442300005 Document Type: Article	55

JIF Contributing items :
顯示該期刊JIF計算基礎之Web of Science引用文獻與被引用文獻其前 7 個貢獻項目。

(1)被引用文獻：依照降冪排序被引用最多的總出版項目

(2)引用文獻：顯示影響排名的前十大期刊，以及各期刊的引文數量。

Citable items in 2017 and 2016 (655)	Citations in 2018 (46,289)
TITLE	CITATIONS COUNTED TOWARDS JIF
PLOS ONE	456
NEW ENGLAND JOURNAL OF MEDICINE	447
JOURNAL OF THE AMERICAN COLLEGE OF CARDIOLOGY	375
SCIENTIFIC REPORTS	320
CIRCULATION	304
EUROPEAN HEART JOURNAL	299
FRONTIERS IN IMMUNOLOGY	293
JOURNAL OF THORACIC DISEASE	261
JOURNAL OF CLINICAL ONCOLOGY	247
LANCET	233

當年數據來源與各年期刊互動關係

Source data Box plot **Rank** Cited Journal Data Citing Journal Data **Journal Relationships**

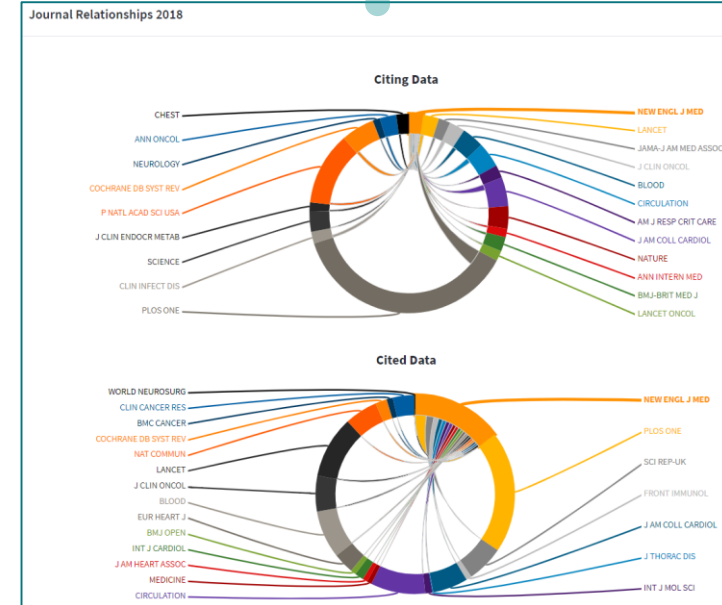
Journal source data 2018

	Articles	Reviews	Combined(C)	Other(O)	Percentage(C/(C+O))
Number in JCR Year 2018 (A)	276	45	321	1,209	21%
Number of References (B)	8,173	3,503	11,676	4,782	71%
Ratio (B/A)	29.6	77.8	36.4	4.0	

Rank

JCR Impact Factor

JCR Year	Rank	Quartile	JIF Percentile
2018	1/160	Q1	99.688
2017	1/155	Q1	99.677
2016	1/155	Q1	99.677
2015	1/155	Q1	99.677
2014	1/154	Q1	99.675



跳轉各頁籤查看Source Data, Box Plot, Rank, Cited Journal Data, Citing Journal Data, and Journal Relationships等資訊。

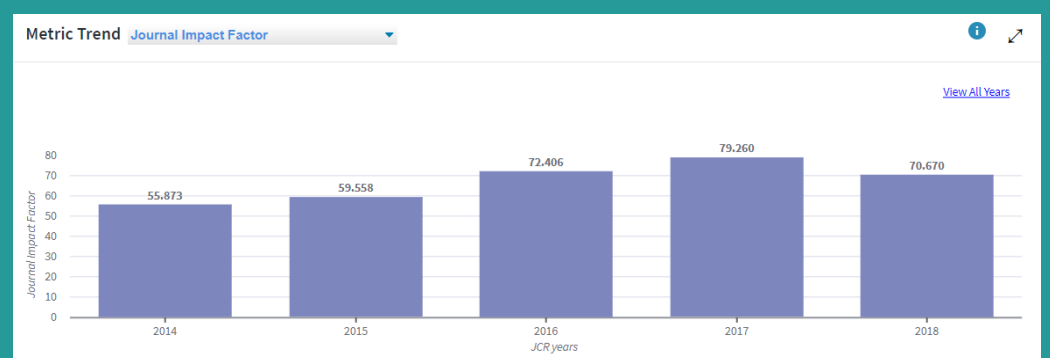
Key Indicators

Key Indicators 2018

IMPACT METRICS		INFLUENCE METRICS		SOURCE METRICS	
Total Cites	344,581 Trend	Eigenfactor Score	0.68712 Trend	Citable Items	321 Trend
Journal Impact Factor	70.670 Trend ✓	Article Influence Score	30.627 Trend	% Articles in Citable Items	85.98 Trend
5 Year Impact Factor	70.331 Trend	Normalized Eigenfactor	81.74053 Trend	Average JIF Percentile	99.688 Trend
Immediacy Index	18.586 Trend			Cited Half-Life	8.6 Trend
Impact Factor Without Journal Self Cites	69.987 Trend			Citing Half-Life	5.0 Trend

Key Indicators :
條列出三大分類指標。

- ① Impact Metrics : 傳統影響指標
 - ② Influence Metrics : 特徵影響指標
 - ③ Source Metrics : 數據來源指標
- 點選Graph可在下方顯示各年趨勢圖



JIF計算引用文獻之 地區/國家與機構分佈

These data summarize the characteristics of the journal's published content for the most recent three years, that is, 2017 and the two prior years, combined. This information is based on all listed authors and addresses. It is meant to be descriptive rather than comparative.

Contributions by country/region ↗	
country	count
1. USA	2,920
2. England	489
3. Canada	376
4. France	333
5. GERMANY (FED REP GER)	317
6. Netherlands	251
7. Italy	247
8. Australia	239

Contributions by organizations ↗	
organization	count
1. HARVARD UNIVERSITY	751
2. VA BOSTON HEALTHCARE SYSTEM	414
3. MASSACHUSETTS GENERAL HOSPITAL	296
4. UNIVERSITY OF CALIFORNIA SYSTEM	276
5. UNIVERSITY OF LONDON	169
6. JOHNS HOPKINS UNIVERSITY	168
7. UNIVERSITY OF TEXAS SYSTEM	145
8. UNIVERSITY OF TORONTO	141

Contributions by country/Region and by Organizations :
計算期刊文獻之來源地區/國家與組織概況，有助於評估期刊的內容和價值，瞭解該期刊的內容來源，是否具有國際影響力或達到特定市場等概況資訊。

Journal Profile - All year

- 包含期刊卷期及出版資訊
- 包含期刊指標：
 - Total Cites
 - Journal Impact Factor
 - Impact Factor Without Journal Self Cites
 - 5-Year Impact Factor
 - Immediacy Index
 - Citable Items
 - Cited Half-Life
 - Citing Half-Life
 - Eigenfactor Score
 - Article Influence Score
 - % Articles in Citable Items
 - Normalized Eigenfactor



期刊全年度各項指標



期刊各年數據來源與期刊互動關係

Source data Box plot Rank Cited Journal Data Citing Journal Data Journal Relationships

Year: 2018

Source Data與Box plot 兩欄可跳轉至各收錄年份紀錄查看數據

Journal source data 2018

	Articles	Reviews	Combined(C)	Other(O)	Percentage(C/(C+O))
Number in JCR Year 2018 (A)	276	45	321	1,209	21%
Number of References (B)	8,173	3,503	11,676	4,782	71%
Ratio (B/A)	29.6	77.8	36.4	4.0	

Impact Factor 影響指數

Journal Impact Factor - 2018

影響指數

該期刊於早2年所出版的文獻數，
在某一特定年份中被其它文章引用的平均數

比較相同研究領域中
期刊相對影響程度

$$\text{Journal Impact Factor} = \frac{\text{Citations in 2018 to items published in 2016 (24,100) + 2017 (22,189)}}{\text{Number of citable items in 2016 (328) + 2017 (327)}} = \frac{46,289}{655} = 70.670$$

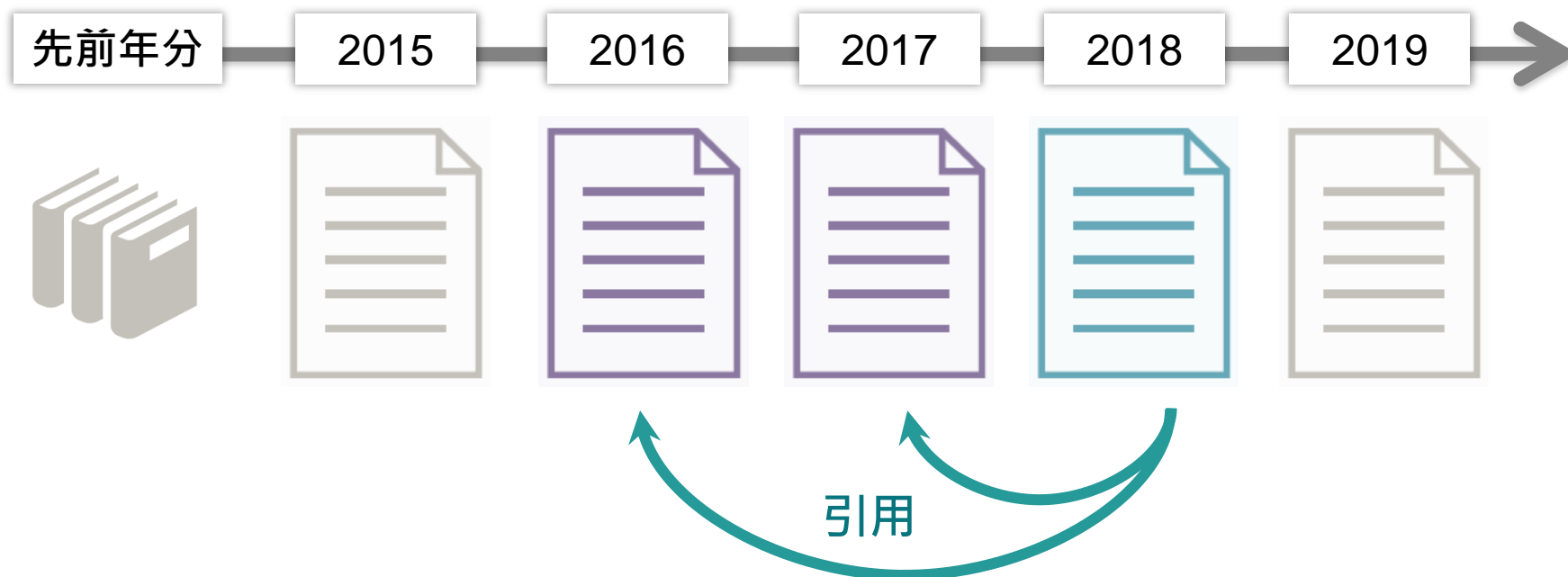
【該期刊早2年被收錄於JCR資料庫的文獻在該年被引用次數總和】

【該期刊早2年所有可被引用文獻總數】

期刊影響因子反映期刊整體表現

2018 Impact Factor

期刊在2016-2017年的發表文章在2018年的總被引用次數
除以
2016-2017年發表文章總數



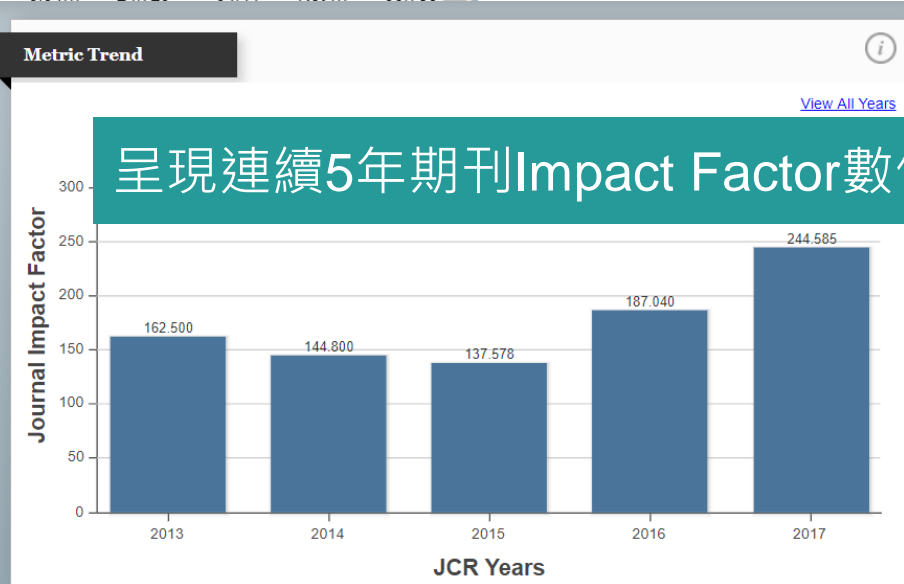
Impact Factor 影響指數趨勢圖

Key Indicators

Year	Total Cites Graph	Journal Impact Factor Graph	Impact Factor Without Journal Self Cites	5 Year Impact Factor Graph	Immediacy Index Graph	Citable Items Graph	Cited Half-Life Graph	Citing Half-Life Graph	Eigenfactor Score Graph	Article Influence Score Graph	% Articles in Citable Items Graph	Normalized Eigenfacto Graph	Average JIF Percentile Graph
2017	28,839	244.1	244.1	70.245	8.667	18	3.8	5.6	0.04...	24.729	94.44	7.70...	99.776
2016	24,539	187.0	187.0	60.000	8	18	3.8	5.6	0.04...	24.729	94.44	7.40...	99.770
2015	20,488	137.5	137.5	45.611	26	16	3.8	5.6	0.04...	24.729	94.44	7.10...	99.765
2014	18,594	144.8	144.8	Not ...	16	21	3.8	5.6	0.04...	24.729	94.44	7.02...	99.763
2013	16,130	162.5	162.5	Not ...	21	21	3.8	5.6	0.04...	24.729	94.44	6.64...	99.754
2012	13,722	153.0	153.0	Not ...	21	21	3.8	5.6	0.04...	24.729	94.44	Not ...	99.746
2011	10,976	101.0	101.0	Not ...	21	21	3.8	5.6	0.04...	24.729	94.44	Not ...	99.745
2010	9,804	94.333	93.833	Not ...	21	21	3.8	5.6	0.04...	24.729	94.44	Not ...	99.730
2009	8,528	87.925	87.550	Not ...	24	24	3.8	5.6	0.04...	24.729	94.44	Not ...	99.730
2008	7,522	74.575	74.125	Not ...	24	24	3.8	5.6	0.04...	24.729	94.44	Not ...	99.730
2007	6,021	69.026	68.743	Not ...	26	26	3.8	5.6	0.04...	24.729	94.44	Not ...	99.730
2006	5,266	63.342	63.105	Not ...	16	16	3.8	5.6	0.04...	24.729	94.44	Not ...	99.730
2005	4,218	49.794	48.617	Not ...	21	21	3.8	5.6	0.04...	24.729	94.44	Not ...	99.730
2004	3,725	44.515	44.333	Not ...	21	21	3.8	5.6	0.04...	24.729	94.44	Not ...	99.730
2003	3,342	33.056	32.666	Not ...	21	21	3.8	5.6	0.04...	24.729	94.44	Not ...	99.730
2002	3,000	30.000	30.000	Not ...	21	21	3.8	5.6	0.04...	24.729	94.44	Not ...	99.730

點按
Journal Impact Factor 底下 Graph
即會產生相對應的 Metric Trend

- Source Data
- Rank
- Cited Journal Data
- Citing Journal Data
- Box Plot
- Journal Relationships
- Metric Trend**



期刊瀏覽&篩選

InCites JCR期刊瀏覽&篩選

InCites Journal Citation Reports

Clarivate
Analytics

Home

Welcome to Journal Citation Reports

Search a journal title or select an option to get started

Enter a journal name

**Browse by
Journal**



**Browse by
Category**



**Custom
Reports**

依照期刊
名稱瀏覽

期刊瀏覽

A區提供以下功能：

1. 期刊查詢
2. 期刊比較
3. 刊名變更瀏覽
4. 選擇特定期刊比較
5. 選擇特定學科領域比較
6. 年度資料篩選
7. Quartile比較
8. 選擇特定出版社比較
9. 輸入特定國家/地域比較
10. JIF 指數&百分比篩選

※上述功能均可單一或搭配進行查詢

B區提供以下功能：

1. 勾選特定期刊進行比較
2. 客製化指標設定
(需註冊個人化帳號)

Go to Journal Profile

Master Search

Compare Journals

View Title Changes

Select Journals

Select Categories

Select JCR Year

2017

Select Edition

SCIE SSCI

Open Access

Open Access

Category Schema

Web of Science

JIF Quartile

Select Publisher

Select Country/Region

Impact Factor Range

Average JIF Percentile Range

Clear Submit

A區

Journals By Rank

Categories By Rank

Journal Titles Ranked by Impact Factor

Compare Selected Journals Add Journals to New or Existing List Customize Indicators

	Full Journal Title	JCR Abbreviated Title	Journal Impact Factor	5 Year Impact Factor
<input type="checkbox"/>	1 CA-A CANCER JOURNAL FOR CLINICIANS	CA-CANCER J CLIN	244.585	161.803
<input type="checkbox"/>	2 NEW ENGLAND JOURNAL OF MEDICINE	NEW ENGL J MED	79.258	67.512
<input type="checkbox"/>	3 LANCET	LANCET	53.254	52.665
<input type="checkbox"/>	4 CHEMICAL REVIEWS	CHEM REV	52.613	55.198
<input type="checkbox"/>	5 Nature Reviews Materials	NAT REV MATER	51.941	51.941
<input type="checkbox"/>	6 NATURE REVIEWS DRUG DISCOVERY	NAT REV DRUG DISCOV	50.167	54.490
<input type="checkbox"/>	7 JAMA-JOURNAL OF THE AMERICAN MEDICAL ASSOCIATION	JAMA-J AM MED ASSOC	47.661	42.464
<input type="checkbox"/>	8 Nature Energy	NAT ENERGY	46.859	46.870
<input type="checkbox"/>	9 NATURE REVIEWS CANCER	NAT REV CANCER	42.784	50.293
<input type="checkbox"/>	10 NATURE REVIEWS IMMUNOLOGY	NAT REV IMMUNOL	41.982	46.507
<input type="checkbox"/>	11 NATURE	NATURE	41.577	44.958

B區

A區-刊名變更瀏覽

Go to Journal Profile

Master Search

Compare Journals

View Title Changes !

Select Journals ◀

Select Categories ◀

Select JCR Year

2018 ▼

Select Edition

SCIE SSCI

Open Access

Open Access

Category Schema

Web of Science ▼

Journals By Rank

Categories By Rank

Journal Titles Ranked by Impact Factor

Compare Selected Journals

Add Journals to New or Existing List

Customize Indicators

Title Changes 查看2018年JCR所收錄期刊之刊名變更表 ×

ADV RHEUMATOL	changed from	REV BRAS REUMATOL	2018
AGE	changed to	GEROSCIENCE	2017
ANN OCCUP HYG	changed to	ANN WORK EXPOS HEAL	2017
ANN WORK EXPOS HEAL	changed from	ANN OCCUP HYG	2017
ARCH MED VET	changed to	AUSTRAL J VET SCI	2017
AUST FAM PHYSICIAN	changed to	AUST J GEN PRACT	2018
AUST J GEN PRACT	changed from	AUST FAM PHYSICIAN	2018
AUST LIBR J	merge into	J AUSTR LIB INF ASSOC	2017
AUSTRAL J VET SCI	changed from	ARCH MED VET	2017
B SOC GEOL FR	changed to	BSGF-EARTH SCI B	2018
BALT ASTRON	changed to	OPEN ASTRON	2017
BIRTH DEFECTS RES	merge from	BIRTH DEFECTS RES A	2017
BIRTH DEFECTS RES	merge from	BIRTH DEFECTS RES B	2017

<input type="checkbox"/>	6	CHEMICAL REVIEWS	54.301	7.7	8.2
<input type="checkbox"/>	7	Nature Energy	54.000	2.1	4.1
<input type="checkbox"/>	8	NATURE REVIEWS CANCER	51.848	9.0	6.3

A區-刊名變更瀏覽

※刊名變更說明：

以A、B為期刊名稱，其表義說明如下：

A Change to B

A刊名改為B刊名

A Change from B

A刊名原為B刊名

A Merged from B

A刊合併自B刊

A Merged into B

A刊合併入B刊

A Split from B

A刊分刊自B刊

A Split into B

A刊分刊入B刊

A區-選擇特定期刊比較

- A區選取刊別並Submit後，由B區呈現輸入欲比較的期刊其各自詳細資訊

Go to Journal Profile

Master Search

Compare Journals

View Title Changes

Select Journals

Search Journals

NATURE

Science Advances

Nursing Inquiry

Journals By Rank

Categories By Rank

Journal Titles Ranked by Impact Factor

Compare Selected Journals

Add Journals to New or Existing List

Customize Indicators

Select All		Full Journal Title	JCR Abbreviated Title	Journal Impact Factor	Impact Factor without Journal Self Cites
<input type="checkbox"/>	1	NATURE	NATURE	41.577	41.016
<input type="checkbox"/>	2	Science Advances	SCI ADV	11.511	11.335
<input type="checkbox"/>	3	Nursing Inquiry	NURS INQ	1.159	1.043
<input type="checkbox"/>	3	Nursing Inquiry	NURS INQ	1.159	1.043

A區-選擇特定學科領域比較

Go to Journal Profile

Master Search

Journals By Rank

Journal Titles Ranked by Impact Factor

Categories

由該區呈現所選擇欲比較該兩學科
總計39本期刊之間詳細資訊

Compare Selected Journals
Add Journals to New or Existing List
Customize Indicators

		Full Journal Title	JCR Abbreviated Title	Journal Impact Factor	5 Year Impact Factor
<input type="checkbox"/>	1	CA-A CANCER JOURNAL FOR CLINICIANS	CA-CANCER J CLIN	244.585	161.803
<input type="checkbox"/>	2	NEW ENGLAND JOURNAL OF MEDICINE	NEW ENGL J MED	79.258	67.512
<input type="checkbox"/>	3	LANCET	LANCET	53.254	52.665
<input type="checkbox"/>	4	CHEMICAL REVIEWS	CHEM REV	52.613	55.198
<input type="checkbox"/>	5	Nature Reviews Materials	NAT REV MATER	51.941	51.941
<input type="checkbox"/>	6	NATURE REVIEWS DRUG DISCOVERY	NAT REV DRUG DISCOV	50.167	54.490
<input type="checkbox"/>	7	JAMA-JOURNAL OF THE AMERICAN MEDICAL ASSOCIATION	JAMA-J AM MED ASSOC	47.661	42.464
<input type="checkbox"/>	8	Nature Energy	NAT ENERGY	46.859	46.870
<input type="checkbox"/>	9	NATURE REVIEWS CANCER	NAT REV CANCER	42.784	50.293
<input type="checkbox"/>	10	NATURE REVIEWS IMMUNOLOGY	NAT REV IMMUNOL	41.982	46.507
<input type="checkbox"/>	11	NATURE	NATURE	41.577	44.958

Select Categories

- MICROBIOLOGY
- MICROSCOPY
- MINERALOGY
- MINING & MINERAL PROCESSING
- MULTIDISCIPLINARY SCIENCES
- MYCOLOGY
- NANOSCIENCE & NANOTECHNOLOGY

勾選
Microscopy微生物學
(10)
Mycology真菌學(29)
Submit後進行比較

A區-JIF Range篩選

Select JCR Year
2017

Select Edition
 SCIE SSCI

Open Access
 Open Access

Category Schema
Web of Science

JIF Quartile ◀

Select Publisher ◀

Select Country/Region ◀

Impact Factor Range
[] to []

Average JIF Percentile Range
90 to 100

Clear Submit

<input type="checkbox"/>	25	CELL	CELL	31.398	33.796
<input type="checkbox"/>	26	ADVANCES IN PHYSICS	ADV PHYS	30.917	25.690
<input type="checkbox"/>	27	Energy & Environmental Science	ENERG ENVIRON SCI	30.067	28.924
<input type="checkbox"/>	28	World Psychiatry	WORLD PSYCHIATRY	30.000	23.265
<input type="checkbox"/>	28	World Psychiatry	WORLD PSYCHIATRY	30.000	23.265
<input type="checkbox"/>	30	LANCET NEUROLOGY	LANCET NEUROL	27.138	28.048
<input type="checkbox"/>	31	NATURE GENETICS	NAT GENET	27.125	31.154
<input type="checkbox"/>	32	NATURE METHODS	NAT METHODS	26.919	41.934

- 透過Impact Factor Range可透過0-10篩選出或是過濾掉JIF較低的期刊
- 透過Average JIF Percentile Range可篩選出特定百分比排名的期刊，例：90 to 100，為篩選出前百分之十的期刊清單

B區-指標客製化設定 (Customize Indicators)

登入個人帳號後，
可自行設定欲於該區瀏覽的指標

The screenshot displays the 'Customize Indicators' modal window. The background shows a table of journals ranked by impact factor. The modal window contains the following indicators and their selection status:

Indicator	Selected
JCR Abbreviated Title	<input checked="" type="checkbox"/>
Total Cites	<input type="checkbox"/>
Journal Impact Factor	<input checked="" type="checkbox"/>
Impact Factor without Journal Self Cites	<input type="checkbox"/>
5 Year Impact Factor	<input checked="" type="checkbox"/>
Immediacy Index	<input type="checkbox"/>
Citable Items	<input type="checkbox"/>
Normalized Eigenfactor	<input type="checkbox"/>
Cited Half-Life	<input type="checkbox"/>
Citing Half-Life	<input type="checkbox"/>
Eigenfactor Score	<input type="checkbox"/>
Article Influence Score	<input type="checkbox"/>
ISSN	<input type="checkbox"/>
% Articles in Citable Items	<input type="checkbox"/>
Average JIF Percentile	<input type="checkbox"/>

The 'Save' button is highlighted with a callout: 設定完按 Save 即可

利用EndNote Online 比對建議投稿期刊

在InCites JCR註冊個人化帳號

Web of Science InCites Journal Citation Reports Essential Science Indicators EndNote Publons Sign In Help English

InCites Journal Citation Reports

Welcome to Journal Citation Reports

Search a journal title or select an option to get started

Enter a journal name

Master Search

Browse by Journal

Browse by Category

User Registration

To start the registration process, please provide your email address.

Email Address

max@sydt.com.tw

Retype Email Address

max@sydt.com.tw

Continue Cancel

輸入個人常用Email

User Registration

Email Address

max@demo.sydt.com.tw

*First Name

*Last Name

Middle Initial

 (optional)

*New Password

*Retype Password

*Primary Role

*Subject Area

*Opt In/Opt Out

- Receive training materials, notifications, announcements, and other materials by e-mail.
- Do not receive training materials, notifications, announcements, and other materials by e-mail.

Continue

Cancel

設定密碼注意事項：

8個以上的字元

必須至少一個數字

必須至少一個英文字母

必須至少一個特殊符號

(例如：% & { } [] @ # \$ 等等)

Password must be at least 8 characters and contain

- at least one numeral: 0-9
- at least one alpha character
- at least one symbol: ! @ # \$ % ^ * () ~ { } [] & _

Example: 1sun%moon

InCites Journal Citation Reports



Welcome to Journal Citation Reports

Search a journal title or select an option to get started

Sign in to continue with EndNote

Email address

max@sydt.com.tw

Password

.....

[Forgot password?](#)

Sign in

[Sign in via your Institution / Shibboleth login](#)

OR



Sign in with Facebook



Sign in with LinkedIn

快速檢索

於

我的參考文獻

我的所有參考文獻 (1)

[未歸檔] (1)

快速清單 (0)

資源回收筒 (514)

▼ 我的群組

TRACK YOUR CITATIONS
Claim your researcher
profile on Publons



開始使用



尋找

檢索線上資料庫或匯入現有合輯，以收集參考文獻。

- 檢索線上資料庫
- 手動建立參考文獻
- 匯入參考文獻
- **全新推出!** 找出您可能的最佳期刊



儲存與共用

以任何您所適用的方式組織並群組參考文獻。然後與同事共用您的群組。

- 建立新群組
- 共用群組
- 尋找重複的參考文獻



建立

在您寫作時，使用我們的外掛程式格式化書目並引用參考文獻。

- Cite While You Write™ 外掛程式
- 建立已設定格式的書目
- 設定文件格式

為您的稿件尋找最佳適配期刊 Web of Science 技術提供

輸入稿件詳細資料：

*標題：

Liver transplantation: Current status and challenges

*摘要：

Great progress has been made in the field of liver transplantation over the past two decades. This progress, however, also brings up the next set of challenges: First, organ shortage remains a major

*必要的

參考文獻：

選取群組

包含參考文獻讓我們可以比對更多與稿件相關的資料點

填入標題、摘要等資訊後，
點選尋找期刊

尋找期刊 >

為您的稿件尋找最佳適配期刊 Web of Science 技術提供

9 期刊比對

< 編輯稿件資料 全部展開 | 全部收合

比對分數	JCR Impact Factor 今年 5 年	期刊	類似文獻									
	7.163 2018	AMERICAN JOURNAL OF TRANSPLANTATION	2									
關鍵字排行榜	6.639 5 年	<table border="1"><thead><tr><th>JCR 類別</th><th>領域排名</th><th>領域分級</th></tr></thead><tbody><tr><td>SURGERY</td><td>5/203</td><td>Q1</td></tr><tr><td>TRANSPLANTATION</td><td>2/25</td><td>Q1</td></tr></tbody></table>	JCR 類別	領域排名	領域分級	SURGERY	5/203	Q1	TRANSPLANTATION	2/25	Q1	
JCR 類別	領域排名	領域分級										
SURGERY	5/203	Q1										
TRANSPLANTATION	2/25	Q1										
liver allografts		出版者: 111 RIVER ST, HOBOKEN 07030-5774, NJ ISSN: 1600-6135 eISSN: 1600-6143										
normothermic perfusion												
extended criteria donors												
deceased donor pool												
impact graft function												
	3.411 2018	WORLD JOURNAL OF GASTROENTEROLOGY	0									
	4.743 2018	TRANSPLANTATION	1									
	0.959 2018	TRANSPLANTATION	0									
	4.159 2018	LIVER TRANSPLANTATION	0									
	1.797 2005	TRANSPLANT INTERNATIONAL	0									

您覺得這實用嗎?
 是 否

[提交 >>](#)
[期刊資訊 >>](#)

您覺得這實用嗎?
 是 否

[提交 >>](#)
[期刊資訊 >>](#)

您覺得這實用嗎?
 是 否

[提交 >>](#)
[期刊資訊 >>](#)

您覺得這實用嗎?
 是 否

[提交 >>](#)
[期刊資訊 >>](#)

您覺得這實用嗎?
 是 否

[提交 >>](#)
[期刊資訊 >>](#)

您覺得這實用嗎?
 是 否

[提交 >>](#)
[期刊資訊 >>](#)

查看比對結果、關鍵字
以及期刊排名

注意收錄年分

Go to Journal Profile

Master Search

Compare Journals

View Title Changes

Select Journals

Search Journals

- INTERNATIONAL JOURNAL OF MOLECULAR SCIENCES
- MOLECULAR BIOLOGY REPORTS
- EUROPEAN JOURNAL OF CANCER CARE
- Breast Cancer
- GENE
- Oncotarget

Select Categories

Journals By Rank | Categories By Rank


Journal Titles Ranked by Impact Factor

Compare Selected Journals | Add Journals to New or Existing List | Customize Indicators

Select All		Full Journal Title	Journal Impact Factor	Immediacy Index	Citable Items	Cited Half-Life
<input type="checkbox"/>	1	INTERNATIONAL JOURNAL OF MOLECULAR SCIENCES	3.687	0.656	2,727	3.5
<input type="checkbox"/>	2	GENE	2.498	0.604	571	>10.0
<input type="checkbox"/>	3	EUROPEAN JOURNAL OF CANCER CARE	2.409	0.947	208	6.2
<input type="checkbox"/>	3	EUROPEAN JOURNAL OF CANCER CARE	2.409	0.947	208	6.2
<input type="checkbox"/>	5	MOLECULAR BIOLOGY REPORTS	1.889	0.340	50	5.3
<input type="checkbox"/>	6	Breast Cancer	1.772	1.065	93	5.2

進入InCites JCR將比對的期刊清單加入Select Journals 進行比對

所以，知道JIF
就夠了嗎？



利用各項指標的排序 評估合適的投稿期刊

期刊各項指標說明

- **Total Cites** 總引用次數：標明該期刊被其它收錄期刊引用總次數。
- **Journal Impact Factor** 期刊影響指數：用該期刊前兩年發表論文在當年度被引用的次數，除以該期刊前兩年發表論文的總數所得到的值。可用來評估**同一研究領域不同期刊的相對重要性**。
- **Impact Factor Without Journal Self Cites** **扣除期刊自我引用**期刊影響指數
- **5-Year Impact Factor** 五年影響指數：該指數較能看出**社會科學領域**期刊其期刊影響力 (需經過較久的時間引用才會達到高峰)
- **Immediacy Index** 立即指數：利用某一年中發表的文章在當年度被引用次數除以同年所發表文章的總數所得到的指數。用於評估特定期刊在當年度被引用的速度

期刊各項指標說明

- **Citable Items** 該期刊可被引用的文章數量：包含期刊內**研究型文章 (Article)**、**評論(Review)**及**(Proceedings paper)會議論文**，不含社論、通訊、新聞及會議摘要。
- **Cited Half-Life** 被引用半衰期：指期刊達到**50%被引用率**所需要的時間。該數值有助於圖書館確定期刊的館藏和存檔的策略。
- **Eigenfactor Score** 特徵係數：可了解特定期刊在學術引用社群的總影響力，利用期刊引用網絡(**Citation Network**)找出評估較具權威性的期刊。
- **Article Influence Score**：可提供該期刊平均每篇文章的影響力
- **% Articles in Citable Items**：被引用的文章數量百分比
- **Normalized Eigenfactor**：這個改善的計算是由華盛頓大學(**University of Washington**)的 **Eigenfactor** 團隊所發展的，提供更明確的指數計算。例如，如果一期刊的**Normailzed Eigenfactor** 是**2**，則該刊為同領域其它期刊影響力的兩倍

指標客製化設定 (Customize Indicators)

登入個人帳號後，
可自行設定欲於該區瀏覽的指標

建議參考指標：
影響指數JIF
立即指數Immediacy Index
該期刊可被引用的文章數量
Citable Items
被引用半衰期Cited Half-Life

Go to Journal Profile

Master Search

Select JCR Year

2017

Select Edition

SCIE SSCI

Open Access

Open Access

Category Schema

Journals By Rank

Journal Titles Ranked by Impact Factor

Add Journals to New or Existing List

Customize Indicators

Customize Indicators

<input checked="" type="checkbox"/> JCR Abbreviated Title	<input type="checkbox"/> Cited Half-Life
<input type="checkbox"/> Total Cites	<input type="checkbox"/> Citing Half-Life
<input checked="" type="checkbox"/> Journal Impact Factor	<input type="checkbox"/> Eigenfactor Score
<input type="checkbox"/> Impact Factor without Journal Self Cites	<input type="checkbox"/> Article Influence Score
<input checked="" type="checkbox"/> 5 Year Impact Factor	<input type="checkbox"/> ISSN
<input type="checkbox"/> Immediacy Index	<input type="checkbox"/> % Articles in Citable Items
<input type="checkbox"/> Citable Items	<input type="checkbox"/> Average JIF Percentile
<input type="checkbox"/> Normalized Eigenfactor	

Save

設定完按
Save即可

